

ASX RELEASE

29 October 2021

ASX Code: GIB



QUARTERLY REPORT

Period Ending 30 September 2021

Quarterly Highlights

Edjudina Gold Project

GIB 100%

- Phase 5 RC drilling at the Edjudina Gold Project extended known mineralisation at Neta, delineated new zones of significant mineralisation at Perseverance and generated new targets with some excellent gold intersections at both Prospects including:

Hole ID	From (m)	To (m)	Interval (m)	Au (g/t)	Prospect
GRC078	84	107	23	1.61	Neta
including	96	106	10	3.40	Neta
GRC080	88	114	26	0.95	Neta
GRC073	40	53	13	1.72	Neta
GRC025	13	17	4	5.05	Perseverance
GRC040	37	39	2	6.01	Perseverance
GRC051	30	31	1	15.85	Perseverance
GRC077	90	96	6	2.70	Neta
GRC079	90	102	12	0.74	Neta

Plus numerous other mineralised intersections (Appendix A)

- At Neta, the Carlsen and Kasparov Lodes appear to join at depth. This interpretation generates a new very exciting high grade 'Hinge Target' in the axis of the syncline
- A new parallel area of mineralisation was discovered at Perseverance 30 metres to the east of the original lode with results including 2m @ 4.82g/t from 4m
- A mining lease (M31/495) was pegged over the Neta Lodes discovery

Iroquois Zn/Pb Project JV Update

GIB 20% Free Carry to BFS

- GIB holds a 20% equity in tenement E69/2820. This legacy asset dates back to a deal done with Strickland Metals Limited (ASX: STK) in 2011. The 20% GIB equity is free carried to completion of Bankable Feasibility Study
- E69/2820 includes the highly prospective Iroquois Project with Zn-Pb-Ag mineralisation which is of a similar style to that recently defined by Rumble Resources Ltd (ASX: RTR) at their Earraheedy Project some 30km to the north-west
- GIB welcomes the recent high grade zinc-lead drilling results from the Iroquois Project announced by Strickland Metals Limited (ASX: 'STK') on 14 October 2021. GIB believes this free-carry asset holds considerable potential to add value to the GIB share price. Further assays are pending from Iroquois and drilling continues

1.0 Edjudina Gold Project

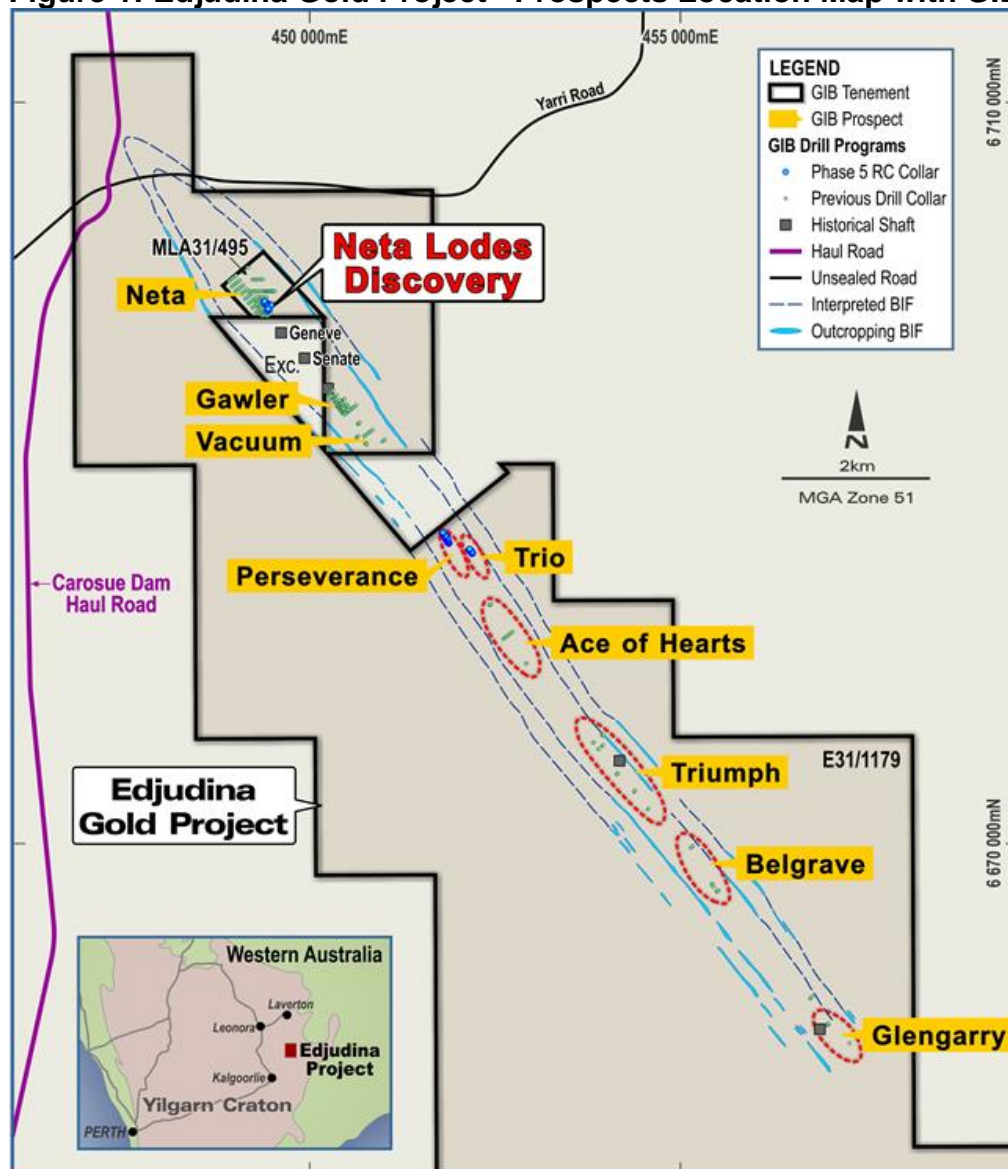
GIB 100%

The Edjudina Gold Project is 145km north east of Kalgoorlie and is located in the heart of the Eastern Goldfields of WA. The project comprises multiple parallel lines of nearly continuous historic gold workings over a 13km strike in which high grade veins have been worked¹. A haul road owned and operated by Northern Star Resources Limited runs through the north of the project tenement directly to the Carosue Dam milling complex 45 km to the south-west (Figure 1).

During the quarter, GIB announced that a mining lease (M31/495) was pegged over the Neta Lodes discovery and that GIB is endeavoring to expedite the grant of this Mining Lease through due process, which includes Native Title.

Also during the quarter, the Phase 5 drill program at Edjudina was completed. This program took place from 5 to 15 September 2021. A total of 60 RC holes were drilled for 2,923 metres. There were no accidents or lost time incidents. The results from this successful program were reported subsequent to the end of the quarter.

Figure 1: Edjudina Gold Project –Prospects Location Map with GIB Phases Drilling



The Phase 5 RC drilling program targeted the Neta and Perseverance Prospects. This program further extended known mineralisation at Neta, successfully delineated new zones of significant mineralisation at Perseverance and generated new targets with some excellent gold intersections at both Prospects, these include:

Table 1: Phase 5 Drilling Results Highlights

Hole ID	From (m)	To (m)	Interval (m)	Au (g/t)	Prospect	Comment
GRC023	8	12	4	2.47	Perseverance	
GRC025	13	17	4	5.05		
GRC027	35	37	2	1.73		
GRC027	4	6	2	4.82		includes 1m @ 9.44 g/t from 4m
GRC027	47	49	2	1.69		
GRC029	17	19	2	2.70		
GRC031	8	11	3	2.47		
GRC035	10	15	5	1.91		
GRC036	24	25	1	5.40		
GRC037	7	18	11	0.61		includes 6m @ 0.81 g/t from 12m to EOH
GRC038	11	15	4	0.77		
GRC040	37	39	2	6.01		
GRC042	14	21	7	0.89		
GRC051	30	31	1	15.85		
GRC055	37	40	3	2.05		
GRC065	28	30	2	1.75	Trio	
GRC073	40	53	13	1.72	Neta	includes composite: 5m @ 3.96 g/t from 40m
GRC077	0	7	7	0.90		includes 2m @ 2.50 g/t from surface
GRC077	90	96	6	2.70		includes 1m @ 9.04 g/t from 94m
GRC077	111	117	6	1.10		
GRC078	84	107	23	1.61		
including	96	106	10	3.40		
GRC 079	23	34	11	0.69		includes composite: 6m @ 0.28 g/t from 28m
	51	61	10	0.52		
GRC079	90	102	12	0.74		
including	98	101	3	1.67		
GRC080	88	114	26	0.95	includes 1m @ 11.88g/t from 91m	

Intervals are reported as drilled and are not reported as true widths. Results are uncut

All holes were drilled at -60 degrees, depths are downhole depths

Appendix A contains drilling results for every hole, which includes further significant results. Qualifiers for this table are in Appendix A

Detailed geology of the Neta Lodes Prospect is in the GIB ASX release dated 8 October 2020³

The following plans and figures include updated mineralisation profiles using recently collected one metre split assays from anomalous composite samples assayed during the Phase 4 drilling program. These updates are useful for modelling, but are not considered material.

1.1 Neta Prospect

The Neta Gold Prospect is an exciting discovery which displays high grade mineralisation from surface, with grades, geometry and location which indicate potential for bulk open pit mining. The Phase 5 drilling campaign has proved lode extensions to the high-grade core at Neta and also generated new targets for further drilling:

The most exciting aspect of the Neta Prospect is how the size of the mineralised body continues to grow and to how each iteration of drilling generates new targets. The Phase 5 drilling continued this trend and confirmed the following:

- Further wide intersections and extensions of the Carlsen Lode mineralisation, including 23m at 1.61g/t from 84m. This extends the higher grade core further to the north and at depth.
- The Carlsen and Kasparov Lodes appear to join at depth with the dip shallowing, possibly indicating the hinge (axis) of a syncline. The Carlsen and Kasparov Lodes may be two limbs of this possible syncline, the hinge of which would lie (on section B) just to the north-east of drillhole GRC80 at a depth of approximately 90 metres.
- This specific 'Hinge Zone' (Section B) is a very exciting target which is open to the north and east. This Hinge Target will be drilled during the next RC program.

Figure 2: Neta Prospect Plan View – Phase 5 Drilling Results Highlights

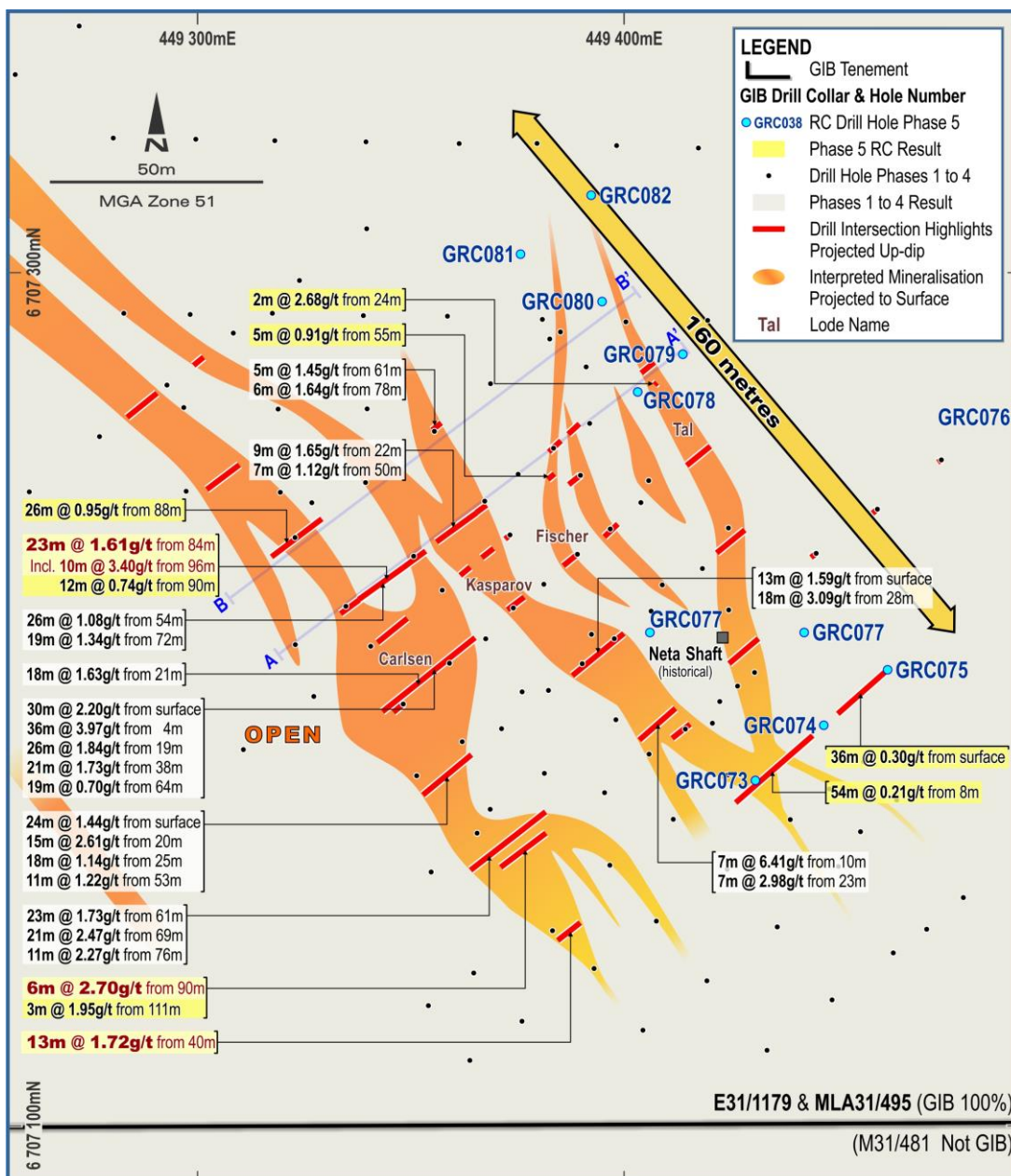
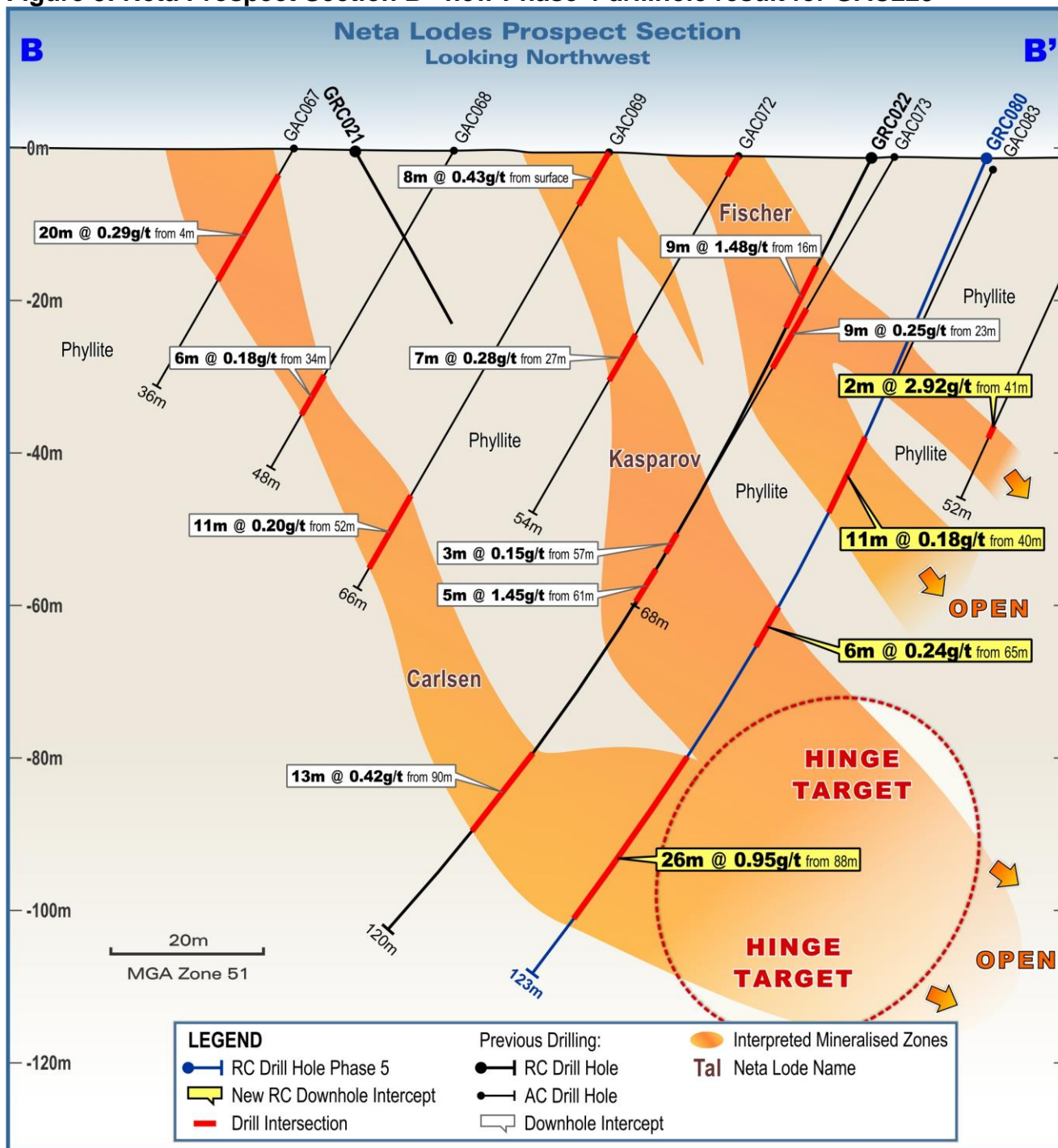


Figure 3: Neta Prospect Section B –new Phase 4 drillhole result for GAC225



1.2 Perseverance Prospect

The Perseverance Prospect is a 170 metre long zone of quartz-sericite-limonite alteration which hosts extensive artisanal historic gold workings dating back to the 1890s, this area is named the P1 Lode.

The Phase 5 drilling campaign delineated the strike of this historic mineralisation and generated some highly encouraging gold intersections including 1m @ 15.85g/t from 30m and 4m @ 5.05g/t from 13m.

1.2.1 P2 Lode Discovery

Of particular interest during the Phase 5 campaign at Perseverance was the discovery of a new parallel area of mineralisation 30 metres to the east of the P1 Lode. This new lode has been named the P2 Lode and has not been previously mined (Figure 8). The P2 Lode has only been intersected in two holes so far, which returned 2m @ 4.82g/t from 4m and, down-dip of this intersection, 2m @ 2.70g/t from 17m.

1.3 Trio Prospect

Phase 5 drilling of the Trio Prospect was largely disappointing with the best result being 2 metres at 1.75 g/t from 28 metres. A full set of results for Trio are included in Appendix A. There are no current plans for follow-up work at Trio.

1.4 Ace of Hearts Cover Target - Phase 6 Aircore Drilling to Commence 2 November

A three kilometre long zone which lies under alluvial cover along the strike of the eastern side of the Edjudina line of gold workings has been identified by GIB geologists. This new target follows a line that runs from the Trio Prospect, through the Ace of Hearts Prospect to the Triumph Prospect (Figure 2). (The Triumph Prospect is an area of extensive gold workings and was one of the major mines on the Edjudina Field mainly worked prior to the 1920's).

This zone of alluvial cover is shallow and would have been a serious impediment to the old-timers prospecting activities. This area is considered to be highly prospective for new gold discoveries. The Target Area has never been drilled and has been named the 'Ace of Hearts Cover Target'.

A contract has been signed with a Kalgoorlie based aircore drilling contractor and drilling is due to commence at the Ace of Hearts Cover Target on approximately 2 November 2020.

1.5 Edjudina Further Work

With the knowledge gained from the Company's first four drilling programs at Edjudina, there are a number of programs that now need to be carried out in order to further develop the project, these include:

- Peg a Mining Lease over the Neta Prospect: the excellent drilling results to date at Neta now justify the pegging of a Mining Lease over this prospect with a view to continuing to define and develop this mineralised body. This work is currently underway.
- Deeper infill RC drilling at Neta to better define the geometry of the mineralised body
- Further metallurgical testwork at Neta to test partially oxidised and fresh material
- Follow up RC and aircore drilling at Perseverance; Gawler and parts of Neta
- Mapping of the numerous old workings and further assessing previous soil geochemistry and acquiring further remote sensing data to generate new drill targets
- Aircore drill testing of new targets along the 13km of strike, with the aim of finding Neta style lookalikes and new quartz vein systems
- Aircore drilling under the numerous areas of alluvial cover to discover new mineralised systems hidden from the previous artisanal miners

These are the current objectives of Company at the Edjudina Gold Project.

2.0 Ellendale Diamond Project

GIB 100% (under option)

The Company announced on 24 March 2021, the sale of a two year Option agreement with ASX listed Burgundy Diamond Mines Limited (ASX: BDM), which confers the right for Burgundy to acquire 100% of the Ellendale Diamond Project, WA.

Burgundy is a Western Australian based company with a highly-credentialed management team, focused on global diamond exploration and project development.

The Company wishes Burgundy every success in their endeavor and we continue to assist them during the Option period.

3.0 Highland Plains Phosphate Project

GIB 100%

The Highland Plains Phosphate Project was the main asset of GIB (then Phosphate Australia Limited) when the Company floated on the ASX in July 2008. The Project has a JORC (2004) compliant Inferred Resource of 53 million tonnes at 16% P₂O₅, (POZ ASX release dated 31 March 2009^A). The project is still 100% owned by GIB with no private royalties.

Previously reported substantial drilling and scoping study work have been done at Highland Plains with proposed solutions for beneficiation to higher grades and product transport logistics using a slurry pipeline.

The Company welcomes the recent significant increase in rock phosphate prices. The World Bank Pink Sheet price for September 2021 quotes the rock phosphate price as \$147.50/tonne. A very significant increase from the quoted January to March 2021 quarterly average price of US\$89.80/tonne. (Phosphate rock price is for f.o.b. North Africa, grade is not quoted).

GIB is actively seeking partners for the Highland Plains Project.

4.0 Iroquois Zn/Pb Project - Drilling Results

GIB 20% Free-carry to BFS

GIB holds a 20% equity in tenement E69/2820 which lies approximately 100km north-east of Wiluna, WA. This legacy asset dates back to a deal done with Strickland Metals Limited (ASX: STK - formerly Alloy Resources Limited) in 2011. GIB was named Phosphate Australia Limited at that time. The 20% GIB equity is free carried to completion of Bankable Feasibility Study (BFS).

Subsequent to the end of the quarter, STK announced (on 15 October) high grade zinc-lead drilling results at the Iroquois Project situated on the STK-GIB Joint Venture tenement. These excellent results include:

- IQRC001: 23m @ 5.5% Zn + Pb from 108m (combined), including;
14m @ 4.5% Zn from 108m (true depth 90m) and 9m @ 7% Zn + Pb from 135m (true depth 110m)
- IQRC003: 12m @ 5.4% Zn + Pb from 58m (combined), including;
6m @ 6.2% Zn from 58m (true depth 50m) and 6m @ 4.6% Zn + Pb from 96m (true depth 80m)

In addition, both holes returned broad, lower grade Zn + Pb mineralisation within the oxide zone, including:

- IQRC001: 5m @ 2.9% Zn + Pb from 23m; and 22m @ 2.2% Zn + Pb from 37m
- IQRC003: 13m @ 2.1% Zn + Pb from 24m

Full details of these drill results from Iroquois are available from the STK ASX announcement dated 14 October 2021 available on the GIB website⁹.

GIB welcomes this drilling work done by STK and the Board believes that the project holds considerable potential to add significant value to the GIB share price. Assay results from a further three RC holes are still pending.

Drilling remains ongoing as at the time of this report.

5.0 Quarterly Summary

The ongoing drilling programs at Edjudina continue to deliver high quality, complementary and wide mineralised gold intersections, with prospects continuing to grow in size. The Phase 5 drilling campaign further extended known mineralisation at Neta, successfully delineated new zones of significant mineralisation at Perseverance and generated new targets at both Prospects.

The generation of the 'Hinge Zone' target at Neta represents an especially exciting target for the next round of RC drilling.

Recent field mapping by GIB geologists has generated the Ace of Hearts Cover Target and this highly prospective area will be tested imminently, with aircore drilling scheduled to commence on 2 November 2021.

The Iroquois Zn-Pb joint-venture in WA (GIB 20% free carry to BFS) and the Highland Plains Phosphate Project in the NT (GIB 100%) provide further potential upside for the Company.

GIB had \$2.1 million cash on hand as of 30 September 2021 and is in an excellent financial position to continue drilling at the Edjudina Gold Project. Further cash and share payments will be received by the Company should the Ellendale option be extended and/or exercised.

Jim Richards
Executive Chairman

Enquiries To: Mr Jim Richards +61 8 9422 9555

Note 6 to Appendix 5B:

Payments to related parties of the entity and their associates: during the quarter \$58,000 was paid to Directors and associates for salaries superannuation and consulting fees.

References:

¹GIB Acquires Option to Purchase the Historic and High Grade Edjudina Gold Project in the Eastern Goldfields of WA; GIB ASX Release dated 16 July 2020

²Triumph Project Exploration Report; Nexus Minerals Limited dated 15 August 2019

³Major Gold Discovery at Edjudina, WA- 36m at 4.0 g/t from 4m; GIB ASX Announcement dated 8 October 2020

⁴Excellent Metallurgical Recoveries from Bottle Roll Testing of the Neta Lodes Gold Discovery; GIB ASX Announcement dated 26 November 2020

⁵Neta Lodes Prospect Strike doubles; GIB ASX Announcement dated 21 December 2020

⁶Phase 3 Drilling Expands Gold Discovery at Edjudina; GIB ASX Announcement dated 6 April 2021

⁷Phase 4 Drilling Discovers New Shallow Lodes at Edjudina, WA; GIB ASX Announcement dated 28 June 2021

⁸Iroquois Lead-Zinc Prospect (WA). First Drilling Results; Phosphate Australia Limited (now GIB) ASX Announcement dated 7 November 2011

⁹High Grade Mississippi Valley-Type Zinc-Lead Discovery in Earraheedy Basin; Strickland Metals Limited; ASX Announcement dated 14 October 2021

The information in this report that relates to current and previously reported exploration results and the JORC Exploration Target is based on information compiled by Mr. Jim Richards who is a Member of The Australasian Institute of Mining and Metallurgy and a Member of the Australian Institute of Geoscientists. Mr. Richards is a Director of GIB River Diamonds Limited. Mr. Richards has sufficient experience which is relevant to the style of mineralisation and type of deposit under consideration and to the activity which he is undertaking to qualify as Competent Person as defined in the 2012 Edition of the Australasian Code for Reporting of Exploration Results, Mineral Resources and Ore Reserves. Mr. Richards consents to the inclusion in the report of the matters based on the information in the form and context in which it appears.

The information in this report that relates to the GIB minority interest in the Joint Venture over E69/2820, has been derived from information reported to the ASX by Strickland Metals Limited (ASX: STK) as referenced in this report.

The Information in this report that relates to Highland Plains Mineral Resources is based on information compiled by Mr Jim Richards who is a member of the Australasian Institute of Mining and Metallurgy. Mr Richards is an employee of GIB and has sufficient experience which is relevant to the style of mineralisation and type of deposit under consideration and to the activity which they are undertaking to qualify as a competent Person as defined in the December 2004 Edition of the Australasian Code for Reporting of Exploration Results, Mineral Resources and Ore Reserves. Mr Richards consents to the inclusion in this report of the Information, in the form and context in which it appears.

^AThe Company is not aware of any new information or data that materially affects the information included in the previous announcement (JORC 2004) and that all of the previous assumptions and technical parameters underpinning the estimates in the previous announcement/year have not materially changed.

No New Information

To the extent that the announcement contains references to prior technical information, exploration results and mineral resources; these have been cross referenced to previous market announcements made by the Company. These had been disclosed to JORC 2012 standard. Unless explicitly stated, no new information is contained. The Company confirms that it is not aware of any new information or data that materially affects the information included in the relevant market announcements that assumptions and technical parameters underpinning the relevant market announcement continue to apply and have not materially changed.

Appendix A - Mining Tenement Interests

Table 1: Western Australia

Lease	State	Status	Held at end of quarter %	Acquired during the quarter %	Disposed of during the quarter %	Beneficial interests in farm-in or farm-out agreements at the end of the quarter
E04/2415	WA	Granted	100%	0%	0%	Granted: Under Option to BDM
E04/2416	WA	Granted	100%	0%	0%	Granted: Under Option to BDM
E04/2665	WA	Granted	100%	0%	0%	Application: Under Option to BDM
E04/2666	WA	Granted	100%	0%	0%	Application: Under Option to BDM
E04/2685	WA	Application	100%	0%	0%	Application: Under Option to BDM
M04/465	WA	Granted	100%	0%	0%	Granted: Under Option to BDM
M04/466	WA	Granted	100%	0%	0%	Granted: Under Option to BDM
M04/467	WA	Granted	100%	0%	0%	Granted: Under Option to BDM
M04/475	WA	Application	100%	0%	0%	Application: Under Option to BDM
M04/476	WA	Application	100%	0%	0%	Application: Under Option to BDM
M04/477	WA	Application	100%	0%	0%	Application: Under Option to BDM
P04/277-287	WA	Granted	100%	0%	0%	Granted: Under Option to BDM
E69/2820	WA	Granted	20%	0%	0%	JV with Strickland Metals Limited – GIB 20% Free Carry to BFS
L04/98	WA	Granted	100%	0%	0%	Granted: Under Option to BDM
L04/100	WA	Granted	100%	0%	0%	Granted: Under Option to BDM
L04/105	WA	Granted	100%	0%	0%	Granted: Under Option to BDM
LO4/106	WA	Granted	100%	0%	0%	Granted: Under Option to BDM
L04/107	WA	Granted	100%	0%	0%	Granted: Under Option to BDM
L04/115	WA	Granted	100%	0%	0%	Granted: Under Option to BDM
L04/116	WA	Granted	100%	100%	0%	Granted: Under Option to BDM
E31/1179	WA	Granted	100%	100%	0%	Exercised Option to acquire 100%
M31/495	WA	Application	100%	100%	0%	Application: GIB 100%

Table 2: Northern Territory

Lease	Mineral Field	Location	Status	Held at end of quarter %	Acquired during the quarter %	Disposed of during the quarter %	Beneficial interests in farm-in or farm-out agreements at the end of the quarter
EL25068	NT	Highland Plains	Granted	100%	0%	0%	GIB 100%:

Appendix 5B

Mining exploration entity or oil and gas exploration entity quarterly cash flow report

Name of entity

Gibb River Diamonds Limited

ABN

51 129 158 550

Quarter ended ("current quarter")

30 September 2021

Consolidated statement of cash flows	Current quarter \$A'000	Year to date (3 months) \$A'000
1. Cash flows from operating activities		
1.1 Receipts from customers		
1.2 Payments for		
(a) exploration & evaluation (if expensed)		
(b) development		
(c) production		
(d) staff costs	(103)	(103)
(e) administration and corporate costs	(65)	(65)
1.3 Dividends received (see note 3)		
1.4 Interest received		
1.5 Interest and other costs of finance paid		
1.6 Income taxes paid		
1.7 Government grants and tax incentives		
1.8 Other (provide details if material)		
1.9 Net cash from / (used in) operating activities	(168)	(168)
2. Cash flows from investing activities		
2.1 Payments to acquire:		
(a) entities		
(b) tenements		
(c) property, plant and equipment		
(d) exploration & evaluation (if capitalised)	(57)	(57)
(e) investments		
(f) other non-current assets		

Mining exploration entity or oil and gas exploration entity quarterly cash flow report

Consolidated statement of cash flows		Current quarter \$A'000	Year to date (3 months) \$A'000
2.2	Proceeds from the disposal of:		
	(a) entities		
	(b) tenements		
	(c) property, plant and equipment		
	(d) investments		
	(e) other non-current assets		
2.3	Cash flows from loans to other entities		
2.4	Dividends received (see note 3)		
2.5	Other (provide details if material)		
2.6	Net cash from / (used in) investing activities	(57)	(57)

3.	Cash flows from financing activities		
3.1	Proceeds from issues of equity securities (excluding convertible debt securities)		
3.2	Proceeds from issue of convertible debt securities		
3.3	Proceeds from exercise of options		
3.4	Transaction costs related to issues of equity securities or convertible debt securities		
3.5	Proceeds from borrowings		
3.6	Repayment of borrowings		
3.7	Transaction costs related to loans and borrowings		
3.8	Dividends paid		
3.9	Other (Lease prepayments)	(7)	(7)
3.10	Net cash from / (used in) financing activities	(7)	(7)

4.	Net increase / (decrease) in cash and cash equivalents for the period		
4.1	Cash and cash equivalents at beginning of period	2,317	2,317
4.2	Net cash from / (used in) operating activities (item 1.9 above)	(168)	(168)
4.3	Net cash from / (used in) investing activities (item 2.6 above)	(57)	(57)
4.4	Net cash from / (used in) financing activities (item 3.10 above)	(7)	(7)

Mining exploration entity or oil and gas exploration entity quarterly cash flow report

Consolidated statement of cash flows		Current quarter \$A'000	Year to date (3 months) \$A'000
4.5	Effect of movement in exchange rates on cash held		
4.6	Cash and cash equivalents at end of period	2,085	2,085

5.	Reconciliation of cash and cash equivalents at the end of the quarter (as shown in the consolidated statement of cash flows) to the related items in the accounts	Current quarter \$A'000	Previous quarter \$A'000
5.1	Bank balances	501	282
5.2	Call deposits	1,584	2,305
5.3	Bank overdrafts		
5.4	Other (provide details)		
5.5	Cash and cash equivalents at end of quarter (should equal item 4.6 above)	2,085	2,317

6. Payments to related parties of the entity and their associates

- 6.1 Aggregate amount of payments to related parties and their associates included in item 1
- 6.2 Aggregate amount of payments to related parties and their associates included in item 2

**Current quarter
\$A'000**

58

Note: if any amounts are shown in items 6.1 or 6.2, your quarterly activity report must include a description of, and an explanation for, such payments

Mining exploration entity or oil and gas exploration entity quarterly cash flow report

7. Financing facilities	Total facility amount at quarter end \$A'000	Amount drawn at quarter end \$A'000
<i>Note: the term "facility" includes all forms of financing arrangements available to the entity. Add notes as necessary for an understanding of the sources of finance available to the entity.</i>		
7.1 Loan facilities		
7.2 Credit standby arrangements		
7.3 Other (please specify)		
7.4 Total financing facilities		
7.5 Unused financing facilities available at quarter end		
7.6 Include in the box below a description of each facility above, including the lender, interest rate, maturity date and whether it is secured or unsecured. If any additional financing facilities have been entered into or are proposed to be entered into after quarter end, include a note providing details of those facilities as well.		

8. Estimated cash available for future operating activities	\$A'000
8.1 Net cash from / (used in) operating activities (Item 1.9)	(168)
8.2 Capitalised exploration & evaluation (Item 2.1(d))	(57)
8.3 Total relevant outgoings (Item 8.1 + Item 8.2)	(225)
8.4 Cash and cash equivalents at quarter end (Item 4.6)	2,085
8.5 Unused finance facilities available at quarter end (Item 7.5)	
8.6 Total available funding (Item 8.4 + Item 8.5)	2,085
8.7 Estimated quarters of funding available (Item 8.6 divided by Item 8.3)	9.2 quarters
8.8 If Item 8.7 is less than 2 quarters, please provide answers to the following questions:	
1. Does the entity expect that it will continue to have the current level of net operating cash flows for the time being and, if not, why not?	
Answer:	
2. Has the entity taken any steps, or does it propose to take any steps, to raise further cash to fund its operations and, if so, what are those steps and how likely does it believe that they will be successful?	
Answer:	
3. Does the entity expect to be able to continue its operations and to meet its business objectives and, if so, on what basis?	
Answer:	

Compliance statement

- 1 This statement has been prepared in accordance with accounting standards and policies which comply with Listing Rule 19.11A.
- 2 This statement gives a true and fair view of the matters disclosed.

Date: 29 October 2021

Authorised by: By the Board
(Name of body or officer authorising release – see note 4)

Notes

1. This quarterly cash flow report and the accompanying activity report provide a basis for informing the market about the entity's activities for the past quarter, how they have been financed and the effect this has had on its cash position. An entity that wishes to disclose additional information over and above the minimum required under the Listing Rules is encouraged to do so.
2. If this quarterly cash flow report has been prepared in accordance with Australian Accounting Standards, the definitions in, and provisions of, *AASB 6: Exploration for and Evaluation of Mineral Resources* and *AASB 107: Statement of Cash Flows* apply to this report. If this quarterly cash flow report has been prepared in accordance with other accounting standards agreed by ASX pursuant to Listing Rule 19.11A, the corresponding equivalent standards apply to this report.
3. Dividends received may be classified either as cash flows from operating activities or cash flows from investing activities, depending on the accounting policy of the entity.
4. If this report has been authorised for release to the market by your board of directors, you can insert here: "By the board". If it has been authorised for release to the market by a committee of your board of directors, you can insert here: "By the [name of board committee – eg Audit and Risk Committee]". If it has been authorised for release to the market by a disclosure committee, you can insert here: "By the Disclosure Committee".
5. If this report has been authorised for release to the market by your board of directors and you wish to hold yourself out as complying with recommendation 4.2 of the ASX Corporate Governance Council's *Corporate Governance Principles and Recommendations*, the board should have received a declaration from its CEO and CFO that, in their opinion, the financial records of the entity have been properly maintained, that this report complies with the appropriate accounting standards and gives a true and fair view of the cash flows of the entity, and that their opinion has been formed on the basis of a sound system of risk management and internal control which is operating effectively.