



ANNUAL REPORT 2015



Laverton Gold Project, Western Australia

PHOSPHATE AUSTRALIA LIMITED
ABN 51 129 158 550

CONTENTS	Page
Chairman’s Letter	1
Report on Operations	2
Mineral Resources & Ore Reserves Statement	8
<u>Financial Report for the year ended 30 June 2015</u>	
Director’s Report	1
Auditor’s Independence Declaration	9
Statement of Comprehensive Income	10
Statement of Financial Position	11
Statement of Changes in Equity	12
Statement of Cash Flows	13
Notes to the Financial Statements	14
Directors’ Declaration	31
Independent Audit Report	32
Additional Information	35

CORPORATE DIRECTORY

Directors

Jim Richards – Chairman
 Mark Thompson – Non-Executive Director
 Grant Mooney – Non-Executive Director &
 Company Secretary

ASX Code: POZ

Website & Email

Website: www.phosphateaustralia.com.au
 Email: info@phosphateaustralia.com.au

Principal Place of Business

37 Colin Street
 West Perth WA 6005
 Phone: +61 (8) 9422 9555
 Fax: +61 (8) 9422 9599

Registered Office:
 Suite 4, 6 Richardson Street
 West Perth WA 6005
 Phone: +61 (8) 9226 0085
 Fax: +61 (8) 9226 0130

Share Registry

Link Market Services Limited
 Level 4, Central Park
 152 St Georges Terrace
 Perth WA 6000
 Phone: +61 1300 554 474
 Fax: +61 (2) 9287 0303

Auditors

Grant Thornton Audit Pty Ltd
 Level 1, 10 Kings Park Road
 West Perth WA 6005
 Phone: +61 (8) 9480 2000
 Fax: +61 (8) 9322 7877



Dear fellow shareholder,

I am pleased to present the eighth Annual Report of Phosphate Australia Limited (POZ) for the year ended 30 June 2015.

The Highland Plains Phosphate Project is 100% owned by POZ and the recent falls in the Australian dollar are seen by the Board as adding operational cost advantages. Highland Plains has a JORC (2004) Inferred Resource of 53 million tonnes at 16% P₂O₅¹. Substantial amounts of drilling and scoping study work have been completed at Highland Plains including solutions for beneficiation to higher grades and a slurry pipeline transport solution. Efforts to find a strategic partner for this project are ongoing.

During the last year, our Company has enjoyed significant financial success with the selling of the Tuckanarra Gold Project in WA. The final realised price for this transaction was \$2,853,309. As a result of this sale, we have been able to self-finance without the requirement to raise further capital.

A partner for the Musgrave Project (WA) was signed up earlier in the year. The project is now operated by ASX listed PepinNini Minerals Limited (ASX: PNN), an experienced Musgrave explorer, POZ are currently 20% free carried (under option). PNN have initiated an active exploration program for Cu-Ni-PGE's in this under-explored mineral province.

The Company is well positioned to take advantage of the current industry downturn. Ongoing, self-funded, ground acquisition and exploration programs are being made possible by a cash balance of \$3.6 million (30 June 2015).

Yours Sincerely
Jim Richards
Chairman

1.0 Highland Plains Phosphate Project, Northern Territory
POZ 100%

1.1 Background

The Highland Plains Phosphate Project has a JORC Code (2004) compliant Inferred Resource¹ of 53 million tonnes at 16% P₂O₅ (POZ ASX release dated 31 March 2009).

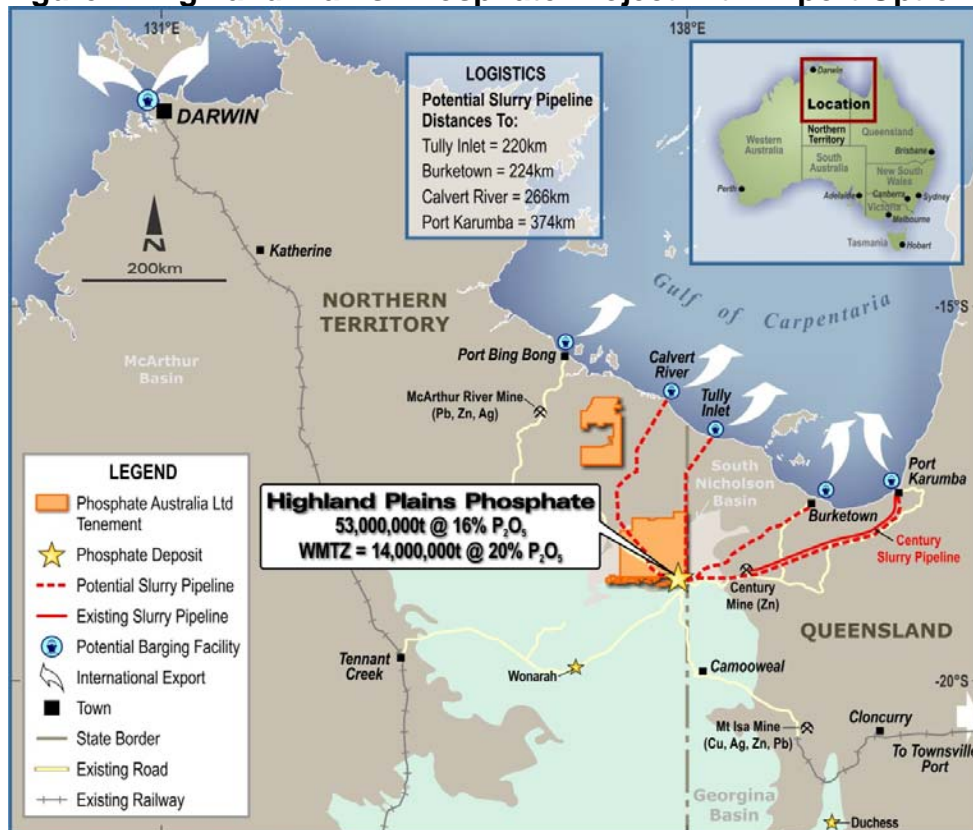
Since Phosphate Australia listed in 2008, substantial amounts of drilling and other work have been completed at Highland Plains with proposed solutions for beneficiation demonstrating higher grades.

The Highland Plains deposit is only 68km west of the Century zinc mine which utilises a slurry pipeline to the coast and is currently preparing for the end of open pit production in 2015.

To the west of Highland Plains are areas of significant phosphate exploration potential. These areas lie along the prospective Cambrian-Proterozoic contact which also hosts the Highland Plains deposit. Geomorphic embayments which appear similar to the Highland Plains embayment represent excellent future drilling targets and are on granted Company leases.

The Company is actively seeking partners for this project which is 100% owned by Phosphate Australia and has no private royalties.

Figure 1: Highland Plains Phosphate Project with Export Options



1.2 Highland Plains Scoping Study

The Company has initiated an expert's scoping study for the Highland Plains Phosphate Project in the Northern Territory, with a view to attracting investment capital to further develop the project. Highland Plains has an Inferred Resource¹ of 53 million tonnes @ 16% P₂O₅ (JORC 2004).

Of particular interest to this scoping study is the Century Zinc Mine. This mine is only 68km east of the Highland Plains deposit (Figure 1), it has mains power, a full beneficiation plant and utilises a slurry pipeline to transport its product from Century to Port Karumba on the coast.

At Port Karumba there are existing port facilities including a slurry de-watering system, bulk storage and operational barging, currently being utilised for zinc concentrate.

Century has previously stated it is preparing for the end of open pit production in 2015. POZ has considerable interest in the Century infrastructure as one possible solution to greatly reduce the capital requirements needed to develop Highland Plains. The Company is actively seeking investors who have an interest in financing the potential use of this infrastructure.

The recent falls in the Australian dollar are seen by the Board as adding further operational cost advantages to the Highland Plains project.

2.0 Tuckanarra Gold Project, Murchison WA POZ Sale of 100% of Project

During the year, the Company sold its advanced Tuckanarra Gold Asset to Monument Mining Limited (TSX-V: MMY and FSE: D7Q1MMY) 'MMY', an established Canadian gold producer listed on the TSX-V exchange.

The full sale price of \$2 million in cash and 10 million shares in MMY was paid to POZ in return for 100% of the Tuckanarra Gold Project. The common shares were subsequently sold for a realised price of \$853,309.

The exploration of this project and subsequent sale demonstrates the Company's ability to generate value from its projects.

3.0 Failed Takeover Offer

On 30 March 2015, the Company received an unsolicited on-market takeover offer made by Mercantile Investment Company Limited (ASX: MVT, Mercantile).

This takeover Offer ended on Thursday 14 May 2015; **it failed**.

During the takeover Offer period, certain communications were sent by MVT to Phosphate Australia shareholders. Phosphate Australia refutes some of the content of these communications which the Company believes to be factually incorrect, potentially misleading and defamatory. Phosphate Australia has referred these issues to ASIC. Overwhelmingly, shareholders agreed with Phosphate Australia directors' recommendation to reject the Offer as no POZ shares were acquired by MVT during their failed Offer.

4.0 Musgrave Project, Warburton WA POZ 100% (80% under option)

The Musgrave Project lies in the relatively unexplored Musgrave Province of Western Australia. The project area consists of two 100% held tenements, E69/2864 and E69/3191 (both granted) for a total area of 785.7km².

The project is currently operated (under option) by ASX listed PepinNini Minerals Limited (ASX: PNN), an established Musgrave explorer. POZ are 20% free carried until completion of a bankable feasibility study or the expending of \$15 million on the Tenements (at which point POZ becomes a contributing party). At any point after the formation of the Joint Venture, POZ may elect to convert its 20% interest to a 1% gross revenue royalty.

PNN recently reported (ASX announcement 9 June 2015) the completion of moving loop electromagnetic surveys (MLEM) of three target areas (Northwest Zone, Canaan East, and South Central) within the Spinifex Range Project area. A total of nineteen line kilometres of surveying along fourteen (14) lines was undertaken for a combined 250 receiver stations (Figure 2). The work was undertaken by Outer Rim Exploration (ORE) using the high powered ORE HPTX (200A) system. The data quality has been deemed adequate to have identified any significant responses sourced by bedrock conductive bodies. Bedrock conductivity anomalies were not identified.

Further work is currently being undertaken by PNN with a view to conducting sub-surface soil geochemical vacuum drilling on Ni-Cu PGE targets across the northern part of E69/2864.

Figure 2: Location of MLEM & vacuum drill areas within E69/2864 "Spinifex Range"

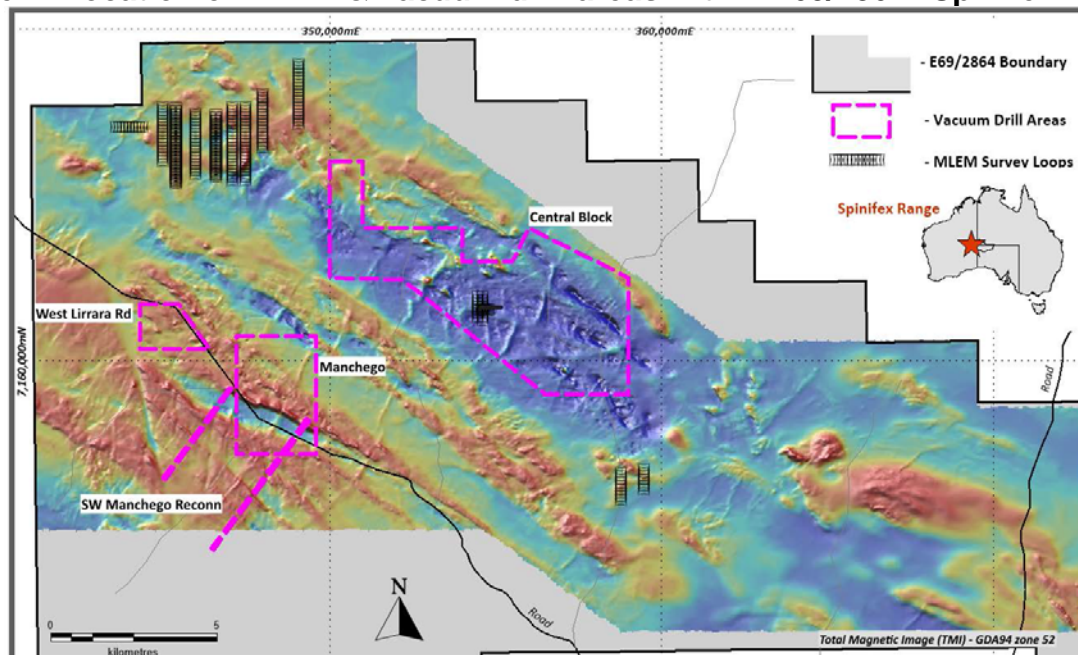


Figure and source text courtesy of Pepinnini Minerals Limited

**5.0 Nicholson Iron Project, Northern Territory
POZ 100% (Under Option Agreement)**

The Nicholson Iron and Manganese Project is 100% owned by POZ and covers various tenements in the Northern Territory. The Project is currently under a Joint Venture Option Agreement (JVOA) with Sydney based company Jimpec Resources Pty Ltd (Jimpec) having the right to earn-in to 80% of the Project.

Jimpec have been promoting the Project to parties interested in iron ore supply and are currently seeking partners to assist in the development of this Project.

**6.0 Horse Well Gold Project, Wiluna WA
POZ 20%**

POZ retains a 20% interest in E69/2820 which is free carried up to the completion of a bankable feasibility study. This tenement is a part of Alloy Resources Limited (ASX: AYR) Horse Well Gold Project which lies approximately 50km north-east of the major Jundee gold mine. This project is currently being actively explored by AYR.

7.0 Laverton Gold Project, Laverton WA

POZ 100%

The project was pegged by the Company at minimal cost and has no private royalty obligations. The Laverton Project consists of two tenements with a combined area of 44.6 km². The main tenement has recently been granted.

POZ has identified a series of under-cover gold mineralisation targets within the tenements with no recorded historic drilling and no drilling visible on aerial imagery. POZ has recently submitted an application to the Department of Mines and Petroleum to drill these untested targets.

The Laverton Gold Project lies within a north-south trending structural corridor in the Kurnalpi terrane, part of the Eastern Goldfields Super-terrane of the Yilgarn Craton. Fluid movement along the regional scale faults in the project area is proposed as the conduit for gold mineralisation.

The Granny Smith East (GSE) Prospect targets are under transported cover. The eastern target is covered by alluvial sediments and is a south-plunging anticlinal fold limb in mafic metavolcanics. The central and western targets are under alluvial sediments and are fault-bounded Banded Iron Formation (BIF) interbedded with siliciclastic metasediments, which is a similar lithological setting to the giant Granny Smith gold deposits (Gray et. al., 2005).

The Mount Lucky Prospect target sits astride a major fault contact between felsic and mafic metavolcanics which contains the historic Little Queen, Independence and Comet gold artisanal workings.

The Lily Pond Well Prospect sits in felsic metavolcanics with an interpreted north-south striking sinistral fault offsetting the mineralisation target.

The Company plans to commence a maiden drill program at the Laverton Project this calendar year.

Figure 3: Laverton Gold Project Location Plan and Drill Targets over Satellite Imagery

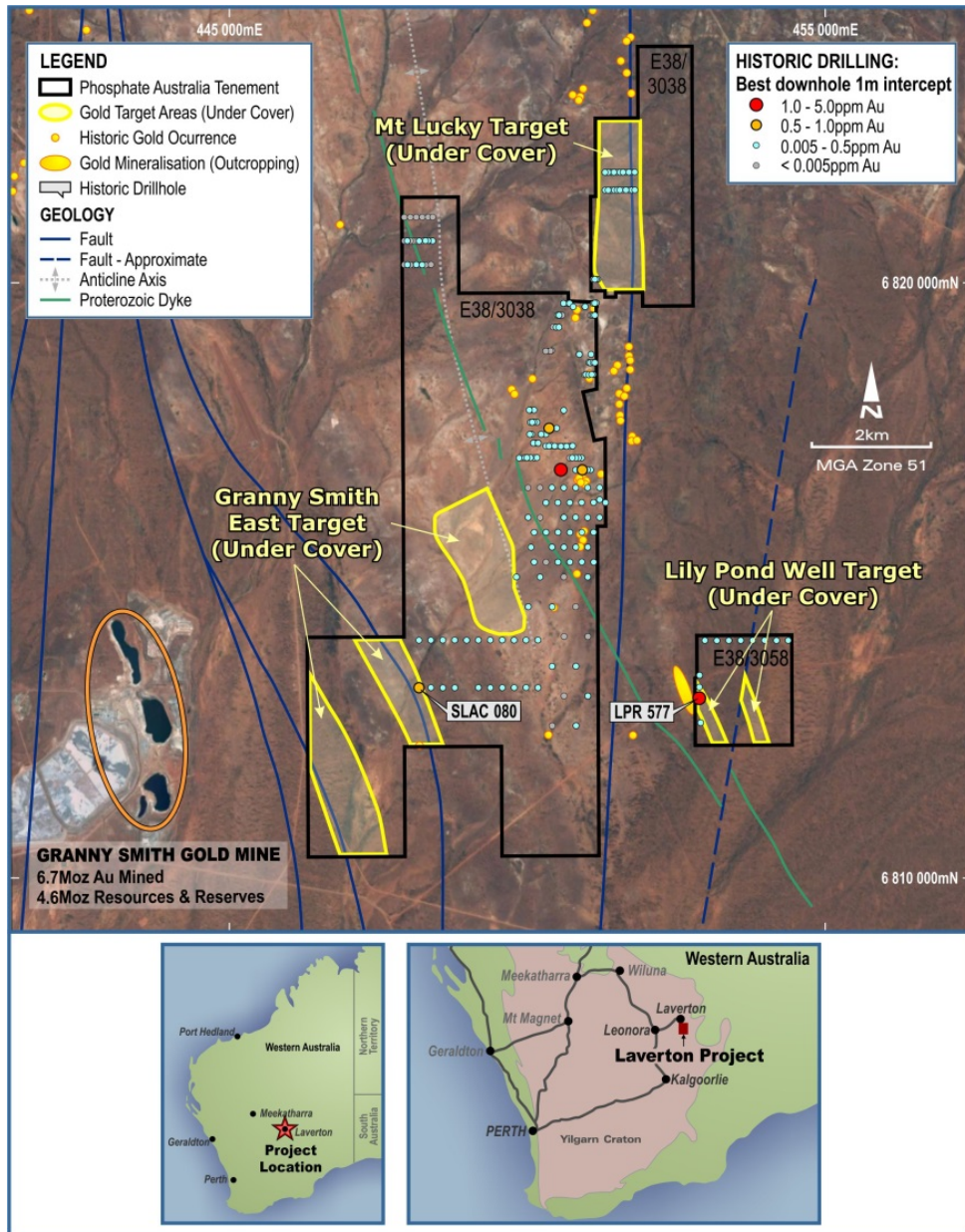
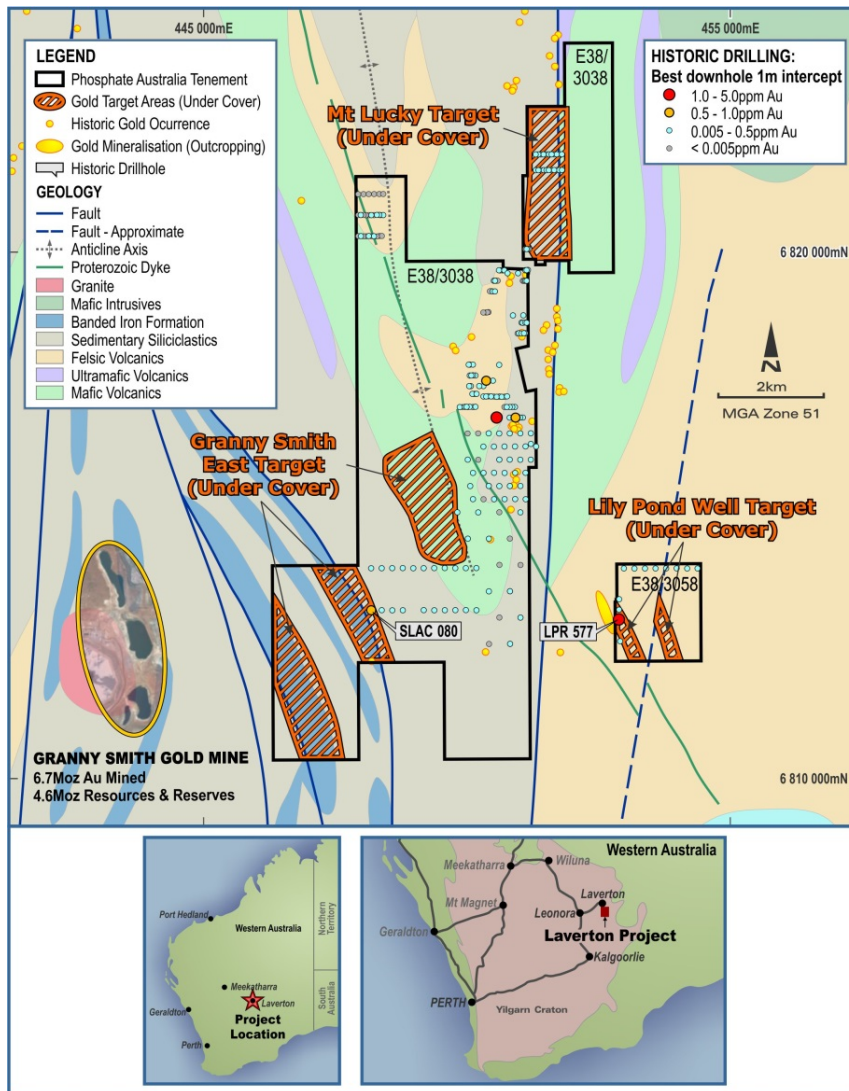


Figure 4: Laverton Gold Project Location Plan and Drill Targets with Geology



Appendix A Mineral Resources and Ore Reserves Statement

As at the annual review date 30 June 2015, this MROR statement has been approved by the named competent persons.

HIGHLAND PLAINS PHOSPHATE DEPOSIT JORC (2004) MINERAL RESOURCE		
Resource Category	Tonnes	Grade (P ₂ O ₅)
Inferred	53,000,000	16%
at a cut off grade of 10% P ₂ O ₅		
Which includes at the Western Mine Target Zone (WMTZ)		
Resource Category	Tonnes	Grade (P ₂ O ₅)
Inferred	14,000,000	20%
at a cut off grade of 15% P ₂ O ₅		

Competent Persons Statements

Phosphate Australia Limited has reviewed the Competent Persons who have signed off on the Company's Mineral Resources. It is Company policy to conduct this review annually. The Company deems these persons to be of the appropriate level of expertise to be Competent Persons and to sign off on estimates of Mineral Resources and conduct the estimation process.

¹ The Company is not aware of any new information or data that materially affects the information included in the previous announcement (JORC 2004) and that all of the previous assumptions and technical parameters underpinning the estimates in the previous announcement/year have not materially changed.

The information in this report that relates to previously reported Exploration Results for the Phase 2 Musgrave Project, Manchego drilling is based on information compiled by Mr Jim Richards who is a Member of The Australasian Institute of Mining and Metallurgy and a Member of the Australian Institute of Geoscientists. Mr Richards is a Director of POZ. Mr Richards has sufficient experience which is relevant to the style of mineralisation and type of deposit under consideration and to the activity which he is undertaking to qualify as Competent Person as defined in the 2012 Edition of the Australasian Code for Reporting of Exploration Results, Mineral Resources and Ore Reserves (the JORC Code). Mr Richards consents to the inclusion in the report of the matters based on the information in the form and context in which it appears.

The information in this report that relates to previously reported Exploration Results for the Musgrave Phase 1 drilling and the TMR Project, is based on information compiled by Mr Jim Richards who is a Member of The Australasian Institute of Mining and Metallurgy and a Member of the Australian Institute of Geoscientists. Mr Richards is a Director of POZ. Mr Richards has sufficient experience which is relevant to the style of mineralisation and type of deposit under consideration and to the activity which he is undertaking to qualify as Competent Person as defined in the 2004 Edition of the Australasian Code for Reporting of Exploration Results, Mineral Resources and Ore Reserves (the JORC Code). Mr Richards consents to the inclusion in the report of the matters based on the information in the form and context in which it appears.

The Information in this report that relates to Highland Plains Mineral Resources is based on information compiled by Rick Adams and Ted Hansen who are members of the Australasian Institute of Mining and Metallurgy (AusIMM). Rick Adams and Ted Hansen are directors of Cube Consulting Pty Ltd. And have sufficient experience which is relevant to the style of mineralisation and type of deposit under consideration and to the activity which they are undertaking to qualify as a competent Person as defined in the December 2004 Edition of the "Australasian Code for Reporting of Exploration Results, Mineral Resources and Ore Reserves" (the JORC Code). Rick Adams and Ted Hansen consent to the inclusion in this report of the Information, in the form and context in which it appears.

Directors Disclosure

In 2016, Mr Jim Richards will be publishing a book pertaining to mineral exploration.

TENEMENT SCHEDULE			
Permit	Location	Interest	Status
E04/2388	Ellendale	100%	Application
E12/11	Collie	100%	Application
E25/525	Mount Monger	100%	Application
E38/3038	Laverton	100%	Application
E38/3058	Laverton	100%	Application
E52/3276	Marymia	100%	Application
E52/3316	Marymia	100%	Application
E59/2114	Dalgaranga	100%	Application
E69/2820	Horse Well	20%	Granted
E69/2864	Musgraves	100%, PNN option*	Granted
E69/3191	Musgraves	100%, PNN option*	Granted
E69/3401	Musgraves	100%	Application
E80/4935	North Kimberley	100%	Application
E80/4937	North Kimberley	100%	Application
EL25068	Highland Plains	100%, Jimpec option~	Granted
EL26604	Nicholson Project	100%, Jimpec option~	Application
EL26645	Nicholson Project	100%, Jimpec option~	Application
EL26646	Murphy Uranium	100%	Application
EL26648	Nicholson Project	100%, Jimpec option~	Application
EL26649	Nicholson Project	100%, Jimpec option~	Application
EL26650	Nicholson Project	100%, Jimpec option~	Application
EL27854	Manganese JV	100%, Jimpec option~	Application
EL27855	Manganese JV	100%, Jimpec option~	Application
EL27856	Manganese JV	100%, Jimpec option~	Application
EL28152	Nicholson Project	100%, Jimpec option~	Granted
EL28153	Nicholson Project	100%, Jimpec option~	Granted
EL28220	Nicholson Project	100%, Jimpec option~	Application
EL30890	Phosphate Project	100%	Application
EL30891	Phosphate Project	100%	Application

* PNN Option: Under option agreement with Nicul Minerals Limited a wholly owned subsidiary of ASX listed PepinNini Minerals Limited (ASX: PNN), an established Musgrave explorer. PPN operate the permit. POZ are 20% free carried until completion of a bankable feasibility study or the expending of \$15 million on the Tenements (at which point POZ becomes a contributing party). At any point after the formation of the Joint Venture, POZ may elect to convert its 20% interest to a 1% gross revenue royalty.

~ Jimpec option: A Joint Venture Option Agreement in which Jimpec Resources Pty Ltd may acquire 80% of the iron ore and manganese rights, POZ retain 100% of all other minerals.



PHOSPHATE AUSTRALIA LIMITED
ABN 51 129 158 550

FINANCIAL REPORT
FOR THE YEAR ENDED 30 JUNE 2015

CONTENTS

	Page
Directors' Report	1
Auditor's Independence Declaration	9
Statement of Profit or Loss and Other Comprehensive Income.....	10
Statement of Financial Position	11
Statement of Changes in Equity	12
Statement of Cash Flows	13
Notes to and forming part of the Financial Statements.....	14
Directors' Declaration	31
Independent Audit Report.....	32
Additional Information.....	35

CORPORATE DIRECTORY

Directors

Jim Richards
Executive Chairman

Mark Thompson
Non-Executive Director

Grant Mooney
Non-Executive Director
& Company Secretary

ASX Code

POZ

ABN

51 129 158 550

Website & Email

Website: www.phosphateaustralia.com.au

Email: info@phosphateaustralia.com.au

Principal Place of Business

37 Colin Street
West Perth WA 6005
Phone: +61 (8) 9422 9555
Fax: +61 (8) 9422 9599

Registered Office

Suite 4, 6 Richardson Street
West Perth WA 6005
Phone: +61 (8) 9226 0085
Fax: +61 (8) 9226 0130

Share Registry

Link Market Services
Ground Floor, 178 St Georges Terrace
Perth WA 6000
Phone: 1300 554 474
Fax: +61 (8) 9211 6660

Auditors

Grant Thornton Audit Pty Ltd
Level 1, 10 Kings Park Road
West Perth WA 6005
Phone: +61 (8) 9480 2000
Fax: +61 (8) 9322 7877

DIRECTORS' REPORT
30 JUNE 2015

The Directors present their report together with the financial report on Phosphate Australia Limited ("Phosphate Australia" or "the Company") for the year ended 30 June 2015.

In order to comply with the provisions of the Corporations Act 2001, the Directors' report is as follows.

DETAILS OF DIRECTORS

The names and particulars of the directors of the Company holding office during the year and at the date of this report are:

MR JAMES (JIM) RICHARDS
B.Sc. Hons (Geology), MAusIMM
Executive Chairman

Jim Richards is a geology graduate of the University of London. He is a Perth based Company director and geologist with 22 years experience in exploration for a wide variety of commodities.

Prior to the ASX listing of Phosphate Australia, Mr Richards was the chief executive officer and director of United Minerals Corporation NL ("UMC"). At UMC, Mr Richards led the technical team that discovered the high grade iron 'Railway Deposit' in the Pilbara. BHP Billiton acquired the Railway Deposit in February 2010 by a take-over of UMC for AUD\$204 million.

Mr Richards has considerable overseas experience including running his own alluvial diamond dredging operation in Guyana, South America and work on the Omai gold project (that became a major mine) also in Guyana. Other resources work includes operating in Indonesia and two years spent in both Laos and Pakistan.

Previous employers and clients have included Newmont Mining Corporation, BHP Billiton Limited and Woodside Energy Limited. Prior to his corporate career, Mr Richards served as a regular officer in the British Army Parachute Regiment.

MR MARK THOMPSON
MAIG, MSEG
Non-executive Director

Mark Thompson has more than 21 years industry experience in mineral exploration and mining management. Since starting his career with production experience in both underground and open-pit mines of Western Australia he has worked extensively on international resource projects. He is a Member of the Australian Institute of Geoscientists and the Society of Economic Geologists, and holds the position of Guest Professor in Mineral Exploration Technology at both the Chengdu University of Technology and the Southwest University of Science and Technology in China. In addition to his role with Phosphate Australia, Mr Thompson is Managing Director of ASX listed Talga Resources Ltd.

MR GRANT MOONEY
B.Bus, CA
Non-executive Director & Company Secretary

Mr Mooney is the principal of Perth-based corporate advisory firm Mooney & Partners, specialising in corporate compliance administration to public companies. Mr Mooney has gained extensive experience in the areas of corporate and project management since commencing Mooney & Partners in 1999. His experience extends to advice on capital raisings, mergers and acquisitions and corporate governance.

Currently, Mr Mooney serves as a director to several ASX listed companies across a variety of industries including technology and resources. He is a director of Carnegie Wave Energy Limited, Barra Resources Limited, Wild Acre Metals Limited, and Talga Resources Limited. Mr Mooney is a member of the Institute of Chartered Accountants in Australia.

DIRECTORS' REPORT
30 JUNE 2015

DIRECTORSHIP OF OTHER LISTED COMPANIES

Directorships of other listed companies held by directors in the three years immediately before the end of the year are as follows:

Director	Company	Year of directorship
Grant Mooney	Attila Resources Limited	19 February 2010 to 10 October 2012
	Barra Resources Limited	29 November 2002 to the present
	Carbine Resources Limited	16 January 2012 to 2 September 2014
	Carnegie Wave Energy Limited	19 February 2008 to the present
	Talga Resources Limited	20 February 2014 to the present
	Wild Acre Metals Limited	1 May 2007 to the present
Mark Thompson	Talga Resources Limited	July 2010 to the present

DIRECTORS' SHARE AND OPTION HOLDINGS

At the date of this report, the direct and indirect interest of the Directors in the shares and options of the Company were:

Director	Ordinary Shares	Ordinary Shares purchased during year	Options (Unlisted)	Options granted during year
James Richards (i)	32,016,401	5,021,401	8,000,000	3,000,000
Grant Mooney (ii)	7,831,666	3,125,000	1,500,000	1,000,000
Mark Thompson (iii)	4,300,000	1,000,000	1,500,000	1,000,000

- (i) *James Richards holds 32,016,401 shares in his own name. Llangurig Super Pty Ltd <Jim Richards Super Fund A/c>, in which James Richards is a director and beneficiary holds 8,000,000 options.*
- (ii) *Grant Mooney holds 1,166,666 shares in his own name. Samantha Mooney, spouse of Grant Mooney holds 10,000 shares and Mooney & Partners Pty Ltd of which Grant Mooney is the sole director holds 1,145,000 shares. Ocean Flyers Pty Ltd <S&G Super Fund>, in which Grant Mooney is a director and beneficiary holds 5,510,000 shares. Grant Mooney holds 1,500,000 options in his own name.*
- (iii) *Kelly Thompson, spouse of Mark Thompson holds 4,300,000 shares. Lateral Minerals Pty Ltd <The Thompson Family Trust> in which Mark Thompson is a director and beneficiary holds 1,500,000 Unlisted Options.*

PRINCIPAL ACTIVITIES

The principal activity of the Company is phosphate, iron and gold exploration.

OPERATING RESULTS

The profit from ordinary activities after income tax of the Company for the year ended 30 June 2015 was \$542,950 (2014: \$145,713 loss).

DIRECTORS' REPORT
30 JUNE 2015

REVIEW OF OPERATIONS

The following activities were undertaken by Phosphate Australia Ltd (POZ or the Company) during the financial year ended June 2015:

- The sale of the Tuckanarra gold project to TSX-V listed Canadian gold miner Monument Mining Limited (MMY) was announced on 29 August 2014 and successfully completed on 12 November 2014. The full sale price of \$2 million in cash and 10 million shares in MMY was paid to POZ in return for 100% of the project. The MMY common shares were issued at a deemed price of C\$0.25 cents per share.

In the fourth quarter POZ completed the sale of the 10 million MMY shares to a European fund. POZ received \$853,309 (net of costs) from the final sale.

On 2 September 2014, the Company sold 80% of tenement E69/2820 to Alloy Resources Limited (AYR) pursuant to an Option Agreement between POZ and AYR dated 12 September 2012. POZ received \$25,000 cash and 3,125,000 shares in AYR (equivalent to \$25,000 at \$0.008 per AYR share). AYR will continue to operate the tenements under the terms of an unincorporated joint venture. POZ will retain a 20% interest in the tenement, free carried up to the completion of a bankable feasibility study.

- On 15 September 2014, the Company signed an Option Agreement over the Company's Musgrave Ni-Cu-PGE-V Project, located in the Musgrave region of Western Australia. The agreement is with NiCul Minerals Limited (NCL), a wholly owned subsidiary of ASX listed PeppinNini Minerals Limited (PNN), an established Musgrave explorer.

POZ received \$100,000 cash for the first year of the option, which is extendable for a further year by the payment of an additional \$50,000 and allows NCL to purchase 80% of POZ's Musgrave Project (permits E69/2864 and E69/3191) for \$500,000.

After the exercise of the Option, an 80/20 Joint Venture would be formed with POZ 20% free carried until completion of a bankable feasibility study or NCL expending \$15 million on the Tenements (at which point POZ becomes a contributing party). At any point after the formation of the Joint Venture, POZ may elect to convert its 20% interest to a 1% gross revenue royalty.

- On 30 March 2015, the Company received an unsolicited on-market takeover offer made by Mercantile Investment Company Limited (ASX: MVT, Mercantile).

This takeover Offer ended on Thursday 14 May 2015; it failed.

During the takeover Offer period, certain communications were sent by MVT to Phosphate Australia shareholders. Phosphate Australia refutes some of the content of these communications which the Company believes to be factually incorrect, potentially misleading and defamatory. Phosphate Australia has referred these issues to ASIC. Overwhelmingly, shareholders agreed with Phosphate Australia directors' recommendation to reject the Offer as no POZ shares were acquired by MVT during their failed Offer.

- The Company promoted its Joint Venture Option Agreement (JVOA) with Jimpec Resources Pty Ltd covering POZ's 100% owned Nicholson Iron Project in the Northern Territory, with the aim of finding a strategic partner to assist in development.
- The Highland Plains Phosphate Project has a JORC (2004) compliant Inferred Resource of 53 million tonnes at 16% P₂O₅ at a cutoff grade of 10% P₂O₅¹. Substantial drilling and scoping study work has been done at Highland Plains with proposed solutions for beneficiation to higher grades and product transport logistics using a slurry pipeline. The project is 100% owned by Phosphate Australia.

The Company has initiated an expert's scoping study for the Highland Plains Phosphate Project in the Northern Territory, with a view to attracting investment capital to further develop the project.

Of particular interest to this scoping study is the Century Zinc Mine. This mine is only 68km east of the Highland Plains deposit (Figure 1), it has mains power, a full beneficiation plant and utilises a slurry pipeline to transport its product from Century to Port Karumba on the coast.

¹Mineral Resources and Ore Reserves Statement

DIRECTORS' REPORT
30 JUNE 2015

As at the annual review date 30 June 2015, this MROR statement has been approved by the named competent persons.

HIGHLAND PLAINS PHOSPHATE PROJECT		
<u>Resource Category</u>	<u>Tonnes</u>	<u>Grade (P₂O₅)</u>
<u>Inferred</u>	<u>53,000,000</u>	<u>16%</u>
<u>at a cut off grade of 10% P₂O₅</u>		
<u>Which includes at the Western Mine Target Zone (WMTZ)</u>		
<u>Resource Category</u>	<u>Tonnes</u>	<u>Grade (P₂O₅)</u>
<u>Inferred</u>	<u>14,000,000</u>	<u>20%</u>
<u>at a cut off grade of 15% P₂O₅</u>		

Corporate Governance

Phosphate Australia Limited has reviewed the Competent Persons who have signed off on the Company's Mineral Resources. It is Company policy to conduct this review annually. The Company deems these persons to be of the appropriate level of expertise to be Competent Persons and to sign off on estimates of Mineral Resources and conduct the estimation process.

The Company is not aware of any new information or data that materially affects the information included in the previous announcement (JORC 2004) and that all of the previous assumptions and technical parameters underpinning the estimates in the previous announcement/year have not materially changed.

The Information in this report that relates to Highland Plains Mineral Resources is based on information compiled by Rick Adams and Ted Hansen who are members of the Australasian Institute of Mining and Metallurgy (AusIMM). Rick Adams and Ted Hansen are directors of Cube Consulting Pty Ltd. And have sufficient experience which is relevant to the style of mineralisation and type of deposit under consideration and to the activity which they are undertaking to qualify as a competent Person as defined in the December 2004 Edition of the "Australasian Code for Reporting of Exploration Results, Mineral Resources and Ore Reserves" (the JORC Code). Rick Adams and Ted Hansen consent to the inclusion in this report of the Information, in the form and context in which it appears.

SIGNIFICANT CHANGES IN THE STATE OF AFFAIRS

Other than described elsewhere in this report, there was no significant change in the state of affairs of the Company during the year.

SIGNIFICANT EVENTS SUBSEQUENT TO END OF YEAR

Other than the following, there was no matter or circumstance subsequent to the end of the year that has significantly affected the operations of the Company, the results of operations or the state of affairs in future financial years:

- On 24 August 2015, Phosphate Australia acquired the Laverton Gold Project, 10 km southeast of Laverton in the highly-endowed Mount Margaret district of Western Australia. The tenements are 2.3km east of Granny Smith gold mine (plant capacity 3.5 Mtpa).

The project was pegged by the Company at minimal cost, paid in cash, and has no private royalty obligations. The Laverton Project consists of two tenements with a combined area of 44.6 km². The main tenement has recently been granted. POZ has identified a series of under-cover gold mineralisation targets within the tenements with no recorded historic drilling and no drilling visible on aerial imagery. POZ has recently submitted an application to the Department of Mines and Petroleum to drill these untested targets.

DIRECTORS' REPORT
30 JUNE 2015

FUTURE DEVELOPMENTS

The Company intends to continue mineral exploration activities while considering new project acquisitions and joint venture opportunities.

ENVIRONMENTAL REGULATION

The Company is required to carry out its activities in accordance with the Mining Laws and regulations in the areas in which it undertakes its exploration activities. The Company is not aware of any matter which requires disclosure with respect to any significant environmental regulation in respect of its operating activities.

SHARE OPTIONS

At the date of this report, the following options are outstanding in respect of unissued ordinary shares in Phosphate Australia:

Number of Shares Under Options	Exercise Price	Expiry Date
6,000,000	8 cents	26 November 2015
300,000	6.5 cents	21 December 2015
400,000	2 cents	28 January 2016
400,000	1.9 cents	5 November 2016
5,000,000	1.9 cents	5 November 2017
1,300,000	2.6 cents	29 July 2018

No shares were issued during or since the end of the financial year as a result of the exercise of options.

INDEMNIFYING OFFICER OR AUDITOR

During the year, the Company paid a premium in respect of a contract insuring the directors of the Company, the Company secretary and all executive officers of the Company and related body corporate against a liability incurred as such a director, secretary or executive officer to the extent permitted by the Corporations Act 2001. The contract of insurance prohibits disclosure of the amount of the premium.

The Company has not indemnified or agreed to indemnify the auditor of the Company or of any related body corporate against a liability incurred as the auditor.

DIVIDENDS

No dividends have been paid or declared since the start of the year, and the directors do not recommend the payment of a dividend in respect of the year.

DIRECTORS' MEETINGS

There were 3 Directors' meetings held during the year ended 30 June 2015. The names of directors who held office during the year and their attendance at Board meetings is detailed below:

Director	Number Attended	Number Eligible to Attend
Jim Richards	3	3
Grant Mooney	3	3
Mark Thompson	3	3

There was also four (4) circular resolution passed by the Board of Directors during the year. (2014: one (1))
As at the date of this report an Audit Committee of the Board of Directors did not exist due to the Directors of the Board having a close involvement in the operations of the Company. There are no other sub-committees of the Board.

DIRECTORS' REPORT
30 JUNE 2015

REMUNERATION REPORT (AUDITED)

This report details the amount and nature of remuneration of each director of the Company. Other than directors, there were no executive officers of the Company during the year.

Remuneration Policy

The remuneration policy is to provide a fixed remuneration component and a specific equity related component. The Board believes that this remuneration policy is appropriate given the stage of development of the Company and the activities which it undertakes and is appropriate in aligning director objectives with shareholder and business objectives. At this point in the Company's development the Board does not believe it is appropriate to link director and executive officers' remuneration with Company performance.

The remuneration policy in regards to settling terms and conditions for the executive directors has been developed by the Board taking into account market conditions and comparable salary levels for companies of similar size and operating in similar sectors.

Directors receive a superannuation guarantee contribution required by the Government, which during the year was 9.25% (increased to 9.5% on 1 July 2014) and do not receive any other retirement benefit.

The Board policy is to remunerate non-executive directors at market rates for comparable companies for time, commitment and responsibilities. The Board determines payment to the non-executive directors and reviews their remuneration annually, based on market practices, duties and accountability. Independent external advice is sought when required. The maximum aggregate amount of fees that can be paid to non-executive directors is subject to approval by shareholders at a General Meeting. Fees for non-executive directors are not linked to the performance of the economic entity.

The following were Key Management Personnel of the Company during the year:

- James Richards (*Executive Chairman*)
- Grant Mooney (*Non-Executive Director and Company Secretary*)
- Mark Thompson (*Non-Executive Director*)

Details of remuneration provided to Key Management Personnel during the year are as follows:

		Short-term employee benefits		Post-employment benefits	Share-based payments	Total	% of Total consisting of Options
		Salary & Fees	Bonus	Super-annuation	Options		
		\$	\$	\$	\$	\$	
James Richards	2015	160,000	-	15,200	27,300	202,500	13%
	2014	154,667	-	21,954	-	176,621	0%
Mark Thompson	2015	20,000	-	-	9,100	29,100	31%
	2014	20,417	-	-	-	20,417	0%
Grant Mooney	2015	25,000	-	2,375	9,100	36,475	25%
	2014	25,416	-	2,351	-	27,767	0%
TOTAL	2015	205,000	-	17,575	45,500	268,075	17%
TOTAL	2014	200,500	-	24,305	-	224,805	0%

There are no contracts to which a Director is a party or under which the Director is entitled to a benefit other than as disclosed in the financial report.

DIRECTORS' REPORT
30 JUNE 2015

REMUNERATION REPORT (AUDITED)

Value of options issued to Key Management Personnel

During the financial year, the following share based payment arrangements were in existence for Key Management Personnel:

Options Series	Grant Date	Expiry Date	Grant Date Fair Value	Vesting Date
Issued 23 Nov 2012 exercisable @ \$0.08	23/11/2012	26/11/2015	\$0.025	23/11/2012
Issued 5 Nov 2014 exercisable @ \$0.019	5/11/2015	5/11/2017	\$0.0091	5/11/2015

The total number of options issued and fair value of the options issued are listed in the table below. For further details refer to Note 17: Share Option Reserve for further details of the fair value calculation:

Director	No of options issued	Fair Value of Options Issued
James Richards	3,000,000	27,300
Grant Mooney	1,000,000	9,100
Mark Thompson	1,000,000	9,100
Total	5,000,000	45,500

The Board reviews the remuneration packages of all key management personnel on an annual basis. The maximum remuneration of non-executive Directors is to be determined by Shareholders in general meeting in accordance with the Constitution, the Corporations Act and the ASX Listing Rules, as applicable. At present the maximum aggregate remuneration of non-executive Directors is \$400,000 per annum. The apportionment of non-executive Director Remuneration within that maximum will be made by the Board having regard to the inputs and value to the Company of the respective contributions by each non-executive Director. Remuneration is not linked to specific service or performance criteria.

Remuneration levels, shares and options granted are not dependent upon any performance criteria as the nature of the Company's operations are exploration, and they are not generating profit.

The Company did not use remuneration consultants during the year or prior year.

99% of the votes cast (excluding those who abstained) at the AGM on the 2014 Remuneration report voted in favour of adopting the Remuneration Report.

Key management personnel equity holdings

Fully Paid ordinary shares issued by Phosphate Australia Limited

The movement during the reporting year in the number of ordinary shares in the Company held, directly, indirectly or beneficially, by each specified director is as follows:

2015

Director	Balance at beginning of year	Granted as compensation	Received on exercise of options	Other movement during year	Balance as at 30 June 2015
James Richards (i)	26,995,000	-	-	5,021,401	32,016,401
Grant Mooney (ii)	4,706,666	-	-	3,125,000	7,831,666
Mark Thompson (iii)	3,300,000	-	-	1,000,000	4,300,000

(i) James Richards holds 32,016,401 shares in his own name.

(ii) Grant Mooney holds 1,166,666 shares in his own name. Samantha Mooney, spouse of Grant Mooney holds 10,000 shares and Mooney & Partners Pty Ltd of which Grant Mooney is the sole director holds 1,145,000 shares. Ocean Flyers Pty Ltd <S&G Super Fund>, of which Grant Mooney is a director and beneficiary holds 5,510,000 shares.

(iii) Kelly Thompson, spouse of Mark Thompson holds 4,300,000 shares.

Executive unlisted share options issued by Phosphate Australia Limited

The movement during the reporting year in the number of unlisted options over ordinary shares in the Company held, directly, indirectly or beneficially, by each specified director is as follows:

DIRECTORS' REPORT
30 JUNE 2015

2015

Director	Balance as at beginning of year 1 July 14	Expired	Granted as compensation	Balance vested at 30 June 2015	Vested but not exercisable	Vested and exercisable	Options vested during the year 30/6/15
James Richards (i)	5,000,000	(5,000,000)	3,000,000	3,000,000	-	3,000,000	3,000,000
Grant Mooney (ii)	500,000	(500,000)	1,000,000	1,000,000	-	1,000,000	1,000,000
Mark Thompson (iii)	500,000	(500,000)	1,000,000	1,000,000	-	1,000,000	1,000,000

(i) *Llangurig Super Pty Ltd <Jim Richards Super Fund A/c> of which Jim Richards is a director and beneficiary holds 3,000,000 options.*

(ii) *Grant Mooney holds 1,000,000 options in his own name.*

(iii) *Lateral Minerals Pty Ltd ATF The Thompson Family Trust of which Mark Thompson is a director and beneficiary holds 1,000,000 options.*

Services Agreements

Executive Chairman James (Jim) Richards has an employment contract commencing on 1 October 2013 which continues on a month by month basis with one month's termination notice. The Contract provides for a director's fee of \$180,000 per annum plus statutory superannuation, but this fee was reduced to \$160,000 plus statutory superannuation on 1/8/13 as part of cost reductions in the Company.

Non-Executive Director Grant Mooney has an Services Agreement commencing on 14 October 2008 which continues on a month by month basis with one month's termination notice. The Contract provides for a director's fee of \$45,000 per annum plus statutory superannuation, but this fee was reduced to \$25,000 plus statutory superannuation on 1/8/13 as part of cost reductions in the Company.

Non-Executive Director Mark Thompson has a letter of appointment for no fixed term commencing on 1 October 2012. The Contract provides for a director's fee of \$20,000 per annum plus GST.

Mooney & Partners Pty Ltd, a company associated with Grant Mooney has a services contract with the Company to provide company secretarial and administrative services to the Company for a period of 3 years commencing on 1 September 2009 which expired on 1 September 2012 and continues on a month by month basis with one month's termination notice. The Contract provides for an annual fee of \$96,000 per annum plus GST, but this fee was reduced to \$48,000 per annum plus GST on 1/8/13 as part of cost reductions in the Company.

No director or member of senior management are entitled to any termination payment apart from remuneration payable up to and including the termination date and any amounts payable due upon accrued leave.

END OF REMUNERATION REPORT (AUDITED)

PROCEEDINGS ON BEHALF OF THE COMPANY

No person has applied for leave of the court to bring proceedings on behalf of the Company or intervene in any proceedings to which the Company is a party for the purpose of taking responsibility on behalf of the Company for all or any part of those proceedings. The Company was not a party to such proceedings during the year.

NON AUDIT SERVICES

During the year there were no non-audit services provided by Grant Thornton Audit Pty Ltd, nor its related entities.

AUDITOR'S INDEPENDENCE DECLARATION

A copy of the auditor's independence declaration as required under section 307C of the Corporations Act 2001 is set out on page 9.

Signed on 22 September 2015 in accordance with a resolution of the Board, made pursuant to Section 298(2) of the Corporations Act 2001.

On behalf of the Directors:



JAMES RICHARDS
Executive Chairman



GRANT MOONEY
Non-executive Director & Company Secretary

Level 1
10 Kings Park Road
West Perth WA 6005

Correspondence to:
PO Box 570
West Perth WA 6872

T +61 8 9480 2000
F +61 8 9322 7787
E info.wa@au.gt.com
W www.grantthornton.com.au

**Auditor's Independence Declaration
To the Directors of Phosphate Australia Limited**

In accordance with the requirements of section 307C of the Corporations Act 2001, as lead auditor for the audit of Phosphate Australia Limited for the year ended 30 June 2015, I declare that, to the best of my knowledge and belief, there have been:

- a no contraventions of the auditor independence requirements of the Corporations Act 2001 in relation to the audit; and
- b no contraventions of any applicable code of professional conduct in relation to the audit.



GRANT THORNTON AUDIT PTY LTD
Chartered Accountants



M A Petricevic
Partner - Audit & Assurance

Perth, 22 September 2015

Grant Thornton Audit Pty Ltd ACN 130 913 594
a subsidiary or related entity of Grant Thornton Australia Ltd ABN 41 127 556 389

'Grant Thornton' refers to the brand under which the Grant Thornton member firms provide assurance, tax and advisory services to their clients and/or refers to one or more member firms, as the context requires. Grant Thornton Australia Ltd is a member firm of Grant Thornton International Ltd (GTIL). GTIL and the member firms are not a worldwide partnership. GTIL and each member firm is a separate legal entity. Services are delivered by the member firms. GTIL does not provide services to clients. GTIL and its member firms are not agents of, and do not obligate one another and are not liable for one another's acts or omissions. In the Australian context only, the use of the term 'Grant Thornton' may refer to Grant Thornton Australia Limited ABN 41 127 556 389 and its Australian subsidiaries and related entities. GTIL is not an Australian related entity to Grant Thornton Australia Limited.

Liability limited by a scheme approved under Professional Standards Legislation. Liability is limited in those States where a current scheme applies.

PHOSPHATE AUSTRALIA LIMITED
ABN 51 129 158 550

**STATEMENT OF PROFIT OR LOSS
AND OTHER COMPREHENSIVE INCOME
FOR THE YEAR ENDED 30 JUNE 2015**

	Note	30 June 2015 \$	30 June 2014 \$
Gain on disposal of exploration assets	3	1,384,208	-
Interest	3	90,028	66,300
Other income	3	74,813	17,694
Total Income		1,549,049	83,994
Employee benefits expense		(105,489)	(129,118)
Target Statement costs		(216,705)	-
Depreciation expense	4	(14,021)	(18,254)
Rental expenses	4	(118,080)	(112,351)
Corporate advisory		(15,000)	(17,020)
Company Secretarial		(48,046)	(48,000)
Accounting and audit		(51,336)	(74,082)
Share based payments		(48,740)	(2,240)
Other expenses		(81,765)	(90,990)
Loss on disposal of fixed assets		(4,886)	(7,554)
Impairment of exploration expenditure		(227,308)	(5,894)
Exploration expenditure written off		(65,348)	(27,559)
Revaluation of shares		(9,375)	-
Total Expenses		(1,006,099)	(533,062)
Profit/(Loss) before income tax expense		542,950	(449,068)
Income tax benefit	5	-	303,355
Profit/(Loss) after income tax expense		542,950	(145,713)
Items that may be subsequently reclassified to profit or loss:			
Current year gain on available-for-sale financial assets		-	-
Other Comprehensive Income / (Loss)		-	-
Total Comprehensive Profit/(Loss) for the year		542,950	(145,713)
		Cents	Cents
Basic profit/(loss) per share (cents per share)	22	0.337	(0.090)
Diluted profit/(loss) per share (cents per share)	22	0.337	(0.090)

The accompanying notes form part of these financial statements.

PHOSPHATE AUSTRALIA LIMITED
ABN 51 129 158 550

STATEMENT OF FINANCIAL POSITION
AS AT 30 JUNE 2015

	Note	30 June 2015 \$	30 June 2014 \$
CURRENT ASSETS			
Cash and cash equivalents	8	3,669,560	1,706,470
Trade and other receivables	9	76,459	22,048
Other	10	34,613	34,020
TOTAL CURRENT ASSETS		3,780,932	1,762,538
NON CURRENT ASSETS			
Property, plant and equipment	11	58,018	63,908
Environmental bond		11,381	12,397
Available-for-sale financial assets	12	15,625	-
Exploration and evaluation expenditure	13	3,503,956	4,906,373
TOTAL NON CURRENT ASSETS		3,588,980	4,982,678
TOTAL ASSETS		7,364,912	6,745,216
CURRENT LIABILITIES			
Trade and other payables	14	57,524	27,215
Provisions	15	16,796	14,099
TOTAL LIABILITIES		74,320	41,314
NET ASSETS		7,295,592	6,703,902
EQUITY			
Issued capital	16	14,590,606	14,590,606
Share option reserve	17	204,100	198,165
Accumulated losses	18	(7,499,114)	(8,084,869)
TOTAL EQUITY		7,295,592	6,703,902

The accompanying notes form part of these financial statements.

PHOSPHATE AUSTRALIA LIMITED
ABN 51 129 158 550

STATEMENT OF CHANGES IN EQUITY
FOR THE YEAR ENDED 30 JUNE 2015

	Ordinary Shares \$	Share Option Reserve \$	Accumulated Losses \$	Total \$
Balance as at 1 July 2013 (consolidated)	14,590,606	195,925	(7,939,156)	6,847,375
Loss for the year	-	-	(145,713)	(145,713)
Other comprehensive income	-	-	-	-
Total comprehensive loss for the year	-	-	(145,713)	(145,713)
Issue of shares	-	-	-	-
Options expensed for the year	-	2,240	-	2,240
Balance as at 30 June 2014	14,590,606	198,165	(8,084,869)	6,703,902
Balance as at 1 July 2014	14,590,606	198,165	(8,084,869)	6,703,902
Profit for the year	-	-	542,950	542,950
Other comprehensive income	-	-	-	-
Total comprehensive profit for the year	-	-	542,950	542,950
Issue of shares	-	-	-	-
Options expensed for the year	-	48,740	-	48,740
Transfer of expired options to accumulated losses	-	(42,805)	42,805	-
Balance as at 30 June 2015	14,590,606	204,100	(7,499,114)	7,295,592

The accompanying notes form part of these financial statements.

PHOSPHATE AUSTRALIA LIMITED
ABN 51 129 158 550

STATEMENT OF CASH FLOWS
FOR THE YEAR ENDED 30 JUNE 2015

	Note	30 June 2015 \$	30 June 2014 \$
CASH FLOWS FROM OPERATING ACTIVITIES			
Receipts from customers		125,000	-
Payments to suppliers and employees		(794,259)	(563,404)
Research & Development tax concession refunds		-	303,354
Interest received		91,845	65,698
		-	-
NET CASH FLOWS USED IN OPERATING ACTIVITIES	8	(577,414)	(194,352)
CASH FLOWS FROM INVESTING ACTIVITIES			
Payments for property, plant and equipment		(22,790)	(358)
Part return of environment bond		1,016	-
Proceeds from disposal of non-current assets		9,773	227
Proceeds from disposal of exploration and evaluation		2,928,218	-
Payments for exploration and evaluation expenditure		(375,713)	(319,871)
		-	-
NET CASH FLOWS PROVIDED BY/(USED IN) INVESTING ACTIVITIES		2,540,504	(320,002)
CASH FLOWS FROM FINANCING ACTIVITIES			
Proceeds from issue of shares		-	-
Payments for share issue costs		-	-
		-	-
NET CASH FLOWS PROVIDED BY FINANCING ACTIVITIES		-	-
NET INCREASE/(DECREASE) IN CASH AND CASH EQUIVALENTS HELD			
Cash and cash equivalents at the beginning of the year		1,963,090	(514,354)
		1,706,470	2,220,824
Cash and cash equivalents at the end of the year	8	3,669,560	1,706,470

The accompanying notes form part of these financial statements.

**NOTES TO AND FORMING PART OF THE
FINANCIAL STATEMENTS
FOR THE YEAR ENDED 30 JUNE 2015**

Note 1. CORPORATE INFORMATION

Phosphate Australia Limited is a for-profit company limited by shares domiciled and incorporated in Australia whose shares are publicly traded on the Australian Securities Exchange.

The address of the registered office and the principal place of business are disclosed on the contents page.

The nature of the operations and principal activities of the Company are described in Note 19.

Note 2. SUMMARY OF ACCOUNTING POLICIES

The Financial Report the Company for the year ended 30 June 2015 was authorised for issue in accordance with a resolution of the Directors on 18 September 2015.

(a) Basis of preparation

This general purpose financial report has been prepared on the basis of historical cost, except for certain financial instruments which are carried at fair value. Cost is based on the fair values of the consideration given in exchange for assets.

The functional currency is Australian Dollars and rounding is made to the nearest dollar.

In the application of the Australian Accounting Standards, management is required to make judgments, estimates and assumptions about carrying values of assets and liabilities that are not readily apparent from other sources. The estimates and associated assumptions are based on historical experience and various other factors that are believed to be reasonable under the circumstances, the results of which form the basis of making the judgments. Actual results may differ from these estimates.

The estimates and underlying assumptions are reviewed on an ongoing basis. Revisions to accounting estimates are recognised in the year in which the estimate is revised if the revision affects only that year or in the year of the revision and future years if the revision affects both current and future years.

Judgments made by management in the application of the Australian Accounting Standards that have significant effects on the financial statements and estimates with a significant risk of material adjustments in the next year are disclosed, where applicable, in the relevant notes to the financial statements. Accounting policies are selected and applied in a manner which ensures that the resulting financial information satisfies the concepts of relevance and reliability, thereby ensuring that the substance of the underlying transactions or other events is reported.

Adoption of new and revised accounting standards

A number of new or amended standards became applicable for the current reporting period, however, the Company did not have to change its accounting policies or make retrospective adjustments as a result of adopting these standards. Information on these new standards which are relevant to the Company is presented below.

AASB 2012-3 Amendments to Australian Accounting Standards – Offsetting Financial Assets and Financial Liabilities

AASB 2012-3 adds application guidance to AASB 132 to address inconsistencies identified in applying some of the offsetting criteria of AASB 132, including clarifying the meaning of “currently has a legally enforceable right of set-off” and that some gross settlement systems may be considered equivalent to net settlement.

AASB 2012-3 is applicable to annual reporting periods beginning on or after 1 January 2014 and has been adopted in this financial report. The adoption of these amendments has not had a material impact on the Group as the amendments merely clarify the existing requirements in AASB 132.

**NOTES TO AND FORMING PART OF THE
FINANCIAL STATEMENTS
FOR THE YEAR ENDED 30 JUNE 2015**

Note 2. SUMMARY OF ACCOUNTING POLICIES (Continued)

(a) Basis of preparation (continued)

Adoption of new and revised accounting standards (continued)

AASB 2013-3 Amendments to AASB 136 – Recoverable Amount Disclosures for Non-Financial Assets

These narrow-scope amendments address disclosure of information about the recoverable amount of impaired assets if that amount is based on fair value less costs of disposal.

When developing IFRS 13 Fair Value Measurement, the IASB decided to amend IAS 36 Impairment of Assets to require disclosures about the recoverable amount of impaired assets. The IASB noticed however that some of the amendments made in introducing those requirements resulted in the requirement being more broadly applicable than the IASB had intended.

These amendments to IAS 36 therefore clarify the IASB's original intention that the scope of those disclosures is limited to the recoverable amount of impaired assets that is based on fair value less costs of disposal.

AASB 2013-3 makes the equivalent amendments to AASB 136 Impairment of Assets and is applicable to annual reporting periods beginning on or after 1 January 2014. The adoption of these amendments in this financial report has not had a material impact on the Group as they are largely of the nature of clarification of existing requirements.

AASB 2014-1 Amendments to Australian Accounting Standards (Part A: Annual Improvements 2010-2012 and 2011-2013 Cycles)

Part A of AASB 2014-1 makes amendments to various Australian Accounting Standards arising from the issuance by the IASB of International Financial Reporting Standards Annual Improvements to IFRSs 2010-2012 Cycle and Annual Improvements to IFRSs 2011-2013 Cycle.

Among other improvements, the amendments arising from Annual Improvements to IFRSs 2010-2012 Cycle:

- clarify that the definition of a 'related party' includes a management entity that provides key management personnel services to the reporting entity (either directly or through a group entity)
- amend AASB 8 Operating Segments to explicitly require the disclosure of judgements made by management in applying the aggregation criteria

Among other improvements, the amendments arising from Annual Improvements to IFRSs 2011-2013 Cycle clarify that an entity should assess whether an acquired property is an investment property under AASB 140 Investment Property and perform a separate assessment under AASB 3 Business Combinations to determine whether the acquisition of the investment property constitutes a business combination.

Part A of AASB 2014-1 is applicable to annual reporting periods beginning on or after 1 July 2014. The adoption of these amendments has not had a material impact on the Company as they are largely of the nature of clarification of existing requirements.

**NOTES TO AND FORMING PART OF THE
FINANCIAL STATEMENTS
FOR THE YEAR ENDED 30 JUNE 2015**

Note 2. SUMMARY OF ACCOUNTING POLICIES (Continued)

(b) Basis of preparation (continued)

Impact of standards issued but not yet applied by the Company

New and revised accounting standards and amendments that are currently issued for future reporting periods that are relevant to the Company / Group include:

AASB 9 Financial Instruments

AASB 9 introduces new requirements for the classification and measurement of financial assets and liabilities. These requirements improve and simplify the approach for classification and measurement of financial assets compared with the requirements of AASB 139.

The effective date is for annual reporting periods beginning on or after 1 January 2018.

The Company is yet to undertake a detailed assessment of the impact of AASB 9. However, based on the entity's preliminary assessment, the Standard is not expected to have a material impact on the transactions and balances recognised in the financial statements when it is first adopted for the year ending 30 June 2019.

AASB 14 Regulatory Deferral Accounts

AASB 14 permits first-time adopters of Australian Accounting Standards who conduct rate-regulated activities to continue to account for amounts related to rate regulation in accordance with their previous GAAP. Accordingly, an entity that applies AASB 14 may continue to apply its previous GAAP accounting policies for the recognition, measurement, impairment and derecognition of its regulatory deferral account balances. This exemption is not available to entities who already apply Australian Accounting Standards.

The effective date is for annual reporting periods beginning on or after 1 January 2016.

When AASB 14 becomes effective for the first time for the year ending 30 June 2017, it will not have any impact on the Company.

AASB 15 Revenue from Contracts with Customers

AASB 15 replaces AASB 118: Revenue, AASB 111 Construction Contracts and some revenue-related Interpretations. In summary, AASB 15:

- establishes a new revenue recognition model;
- changes the basis for deciding whether revenue is to be recognised over time at a point in time;
- provides a new and more detailed guidance on specific topics (eg multiple element arrangements, variable pricing, rights of return and warranties); and
- expands and improves disclosures about revenue.

When this Standard is first adopted for the year ending 30 June 2018, there will be no material impact on the transactions and balances recognised in the financial statements.

AASB 2014-3 Amendments to Australian Accounting Standards – Accounting for Acquisitions of Interests in Joint Operations

This amendment impacts on the use of AASB 11 when acquiring an interest in a joint operation.

The effective date is for annual reporting periods beginning on or after 1 January 2016.

When these amendments are first adopted for the year ending 30 June 2017, there will be no material impact on the transactions and balances recognised in the financial statements.

AASB 2014-4 Amendments to Australian Accounting Standards – Clarification of Acceptable Methods of Depreciation and Amortisation

The amendments to AASB 116 prohibit the use of a revenue-based depreciation method for property, plant and equipment. Additionally, the amendments provide guidance in the application of the diminishing balance method for property, plant and equipment.

The effective date is for annual reporting periods beginning on or after 1 January 2016.

When these amendments are first adopted for the year ending 30 June 2017, there will be no material impact on the transactions and balances recognised in the financial statements.

**NOTES TO AND FORMING PART OF THE
FINANCIAL STATEMENTS
FOR THE YEAR ENDED 30 JUNE 2015**

Note 2. SUMMARY OF ACCOUNTING POLICIES (continued)

(b) Basis of preparation (continued)

Impact of standards issued but not yet applied by the Company (continued)

AASB 2014-9 Amendments to Australian Accounting Standards – Equity Method in Separate Financial Statements

The amendments introduce the equity method of accounting as one of the options to account for an entity's investments in subsidiaries, joint ventures and associates in the entity's separate financial statements.

The effective date is for annual reporting periods beginning on or after 1 January 2016.

When these amendments are first adopted for the year ending 30 June 2017, there will be no material impact on the financial statements.

AASB 2014-10 Amendments to Australian Accounting Standards – Sale or Contribution of Assets between an Investor and its Associate or Joint Venture

The amendments address a current inconsistency between AASB 10 Consolidated Financial Statements and AASB 128 Investments in Associates and Joint Ventures (2011). The amendments clarify that, on a sale or contribution of assets to a joint venture or associate or on a loss of control when joint control or significant influence is retained in a transaction involving an associate or a joint venture, any gain or loss recognised will depend on whether the assets or subsidiary constitute a business, as defined in AASB 3 Business Combinations. Full gain or loss is recognised when the assets or subsidiary constitute a business, whereas gain or loss attributable to other investors' interests is recognised when the assets or subsidiary do not constitute a business.

The effective date is for annual reporting periods beginning on or after 1 January 2016.

When these amendments are first adopted for the year ending 30 June 2017, there will be no material impact on the financial statements.

(c) Statement of Compliance

The general purpose financial statements of the Company have been prepared in accordance with the requirements of the Corporations Act 2001, Australian Accounting Standards and other authoritative pronouncements of the Australian Accounting Standards Board. Compliance with Australian Accounting Standards results in full compliance with the International Financial Reporting Standards (IFRS) as issued by the International Accounting Standards Board (IASB).

(d) Cash and cash equivalents

Cash and cash equivalents comprise cash on hand, cash in banks and investments in money market instruments that have original maturities of 4 months or less, readily convertible to known amounts of cash and are subject to insignificant risk of changes in values.

(e) Employee benefits

Employee benefits provisions are made for benefits accruing to employees in respect of wages and salaries, annual leave, and long service leave when it is probable that settlement will be required and they are capable of being measured reliably.

Provisions made in respect of employee benefits expected to be settled within one year are measured at their nominal values using the remuneration rate expected to apply at the time of settlement.

Provisions made in respect of employee benefits expected to be settled beyond one year are measured as the present value of the estimated future cash outflows to be made by the Company in respect of services provided by employees up to reporting date.

Defined contribution plans

Contribution to defined contribution superannuation plans are expensed when incurred.

**NOTES TO AND FORMING PART OF THE
FINANCIAL STATEMENTS
FOR THE YEAR ENDED 30 JUNE 2015**

Note 2. SUMMARY OF ACCOUNTING POLICIES (Continued)

(f) Goods and services tax

Revenues, expenses and assets are recognised net of the amount of goods and services tax (GST), except:

- i. where the amount of GST incurred is not recoverable from the taxation authority, it is recognised as part of the cost of acquisition of an asset or as part of an item of expense; or
- ii. for receivables and payables which are recognised inclusive of GST.

The net amount of GST recoverable from, or payable to, the taxation authority is included as part of receivables or payables.

Cash flows are included in the cash flow statement on a gross basis. The GST component of cash flows arising from investing and financing activities which is recoverable from, or payable to, the taxation authority is classified as operating cash flows.

(g) Income tax

Current tax

Current tax is calculated by reference to the amount of income taxes payable or recoverable in respect of the taxable profit or tax loss for the year. It is calculated using tax rates and tax laws that have been enacted or substantively enacted by reporting date. Current tax for current and prior years is recognised as a liability (or asset) to the extent that it is unpaid (or refundable).

Deferred tax

Deferred tax is accounted for using the balance sheet liability method. Temporary differences are differences between the tax base of an asset or liability and its carrying amount in the balance sheet. The tax base of an asset or liability is the amount attributed to that asset or liability for tax purposes.

In principle, deferred tax liabilities are recognised for all taxable temporary differences. Deferred tax assets are recognised to the extent that it is probable that sufficient taxable amounts will be available against which deductible temporary differences or unused tax losses and tax offsets can be utilised. However, deferred tax assets and liabilities are not recognised if the temporary differences giving rise to them arise from the initial recognition of assets and liabilities (other than as a result of a business combination) which affects neither taxable income nor accounting profit.

Deferred tax assets and liabilities are measured at the tax rates that are expected to apply to the year(s) when the asset and liability giving rise to them are realised or settled, based on tax rates (and tax laws) that have been enacted or substantively enacted by reporting date. The measurement of deferred tax liabilities and assets reflects the tax consequences that would follow from the manner in which the Company expects, at the reporting date, to recover or settle the carrying amount of its assets and liabilities.

Deferred tax assets and liabilities are offset when they relate to income taxes levied by the same taxation authority and the Company intends to settle its current tax assets and liabilities on a net basis.

Current and deferred tax for the year

Current and deferred tax is recognised as an expense or income in the profit or loss, except when it relates to items credited or debited to profit or loss (whether in other comprehensive income or directly in equity), in which case the deferred tax is also recognised outside profit or loss, or where it arises from the initial accounting for a business combination, in which case it is taken into account in the determination of goodwill or excess.

(h) Payables

Trade payables and other accounts payable are recognised when the Company becomes obliged to make future payments resulting from the purchase of goods and services.

(i) Property, plant and equipment

Plant and equipment and leasehold improvements are stated at cost less accumulated depreciation and impairment. Cost includes expenditure that is directly attributable to the acquisition of the item.

Depreciation is provided on property, plant and equipment and is calculated on a straight line basis so as to write off the net cost of each asset over its expected useful life to its estimated residual value. Leasehold improvements are depreciated over the term of the lease or estimated useful life, whichever is the shorter, using the straight line method. The estimated useful lives, residual values and depreciation method are reviewed at the end of each annual reporting year.

The following estimated useful lives are used in the calculation of depreciation:

- Furniture & Fittings - 10 years
- Vehicles - 12 years
- Plant & equipment - 3 years
- Buildings & improvements - 7 years

**NOTES TO AND FORMING PART OF THE
FINANCIAL STATEMENTS
FOR THE YEAR ENDED 30 JUNE 2015**

Note 2. SUMMARY OF ACCOUNTING POLICIES (Continued)

(j) Provisions

Provisions are recognised when the Company has a present obligation, the future sacrifice of economic benefits is probable, and the amount of the provision can be measured reliably.

The amount recognised as a provision is the best estimate of the consideration required to settle the present obligation at reporting date, taking into account the risks and uncertainties surrounding the obligation. Where a provision is measured using the cash flows estimated to settle the present obligation, its carrying amount is the present value of those cash flows.

When some or all of the economic benefits required to settle a provision are expected to be recovered from a third party, the receivable is recognised as an asset if it is virtually certain that recovery will be received and the amount of the receivable can be measured reliably.

(k) Revenue recognition

Interest revenue

Interest revenue is recognised on a time proportionate basis that takes into account the effective yield on the financial asset.

Rental income

Rental income is recognised in the period in which it is earned.

(l) Share-based payments

Equity-settled share-based payments are measured at fair value at the date of grant. Fair value is measured by use of a Black-Scholes model. The expected life used in the model has been adjusted, based on management's best estimate, for the effects of non-transferability, exercise restrictions, and behavioural considerations.

The fair value determined at the grant date of the equity-settled share-based payments is expensed on a straight-line basis over the vesting term, based on the Company's estimate of shares that will eventually vest.

(m) Exploration and evaluation

Exploration and evaluation expenditure costs are accumulated in respect of each separate area of interest.

Exploration and evaluation costs are carried forward where the right of tenure of the area of interest is current and they are expected to be recouped through sale or successful development and exploitation of the area of interest, or, where exploration and evaluation activities in the area of interest have not yet reached a stage that permits reasonable assessment of the existence of economically recoverable reserves and active and significant operations, in, or in relation to, the area of interest are continuing.

These assets are considered for impairment on a six monthly basis, depending on the existence of impairment indicators including:

- the period for which the Company has the right to explore in the specific area has expired during the year or will expire in the near future, and is not expected to be renewed;
- substantive expenditure on further exploration for and evaluation of mineral resources in the specific area is neither budgeted nor planned;
- exploration for and evaluation of mineral resources in the specific area have not led to the discovery of commercially viable quantities of mineral resources and the Company has decided to discontinue such activities in the specific area; and
- sufficient data exists to indicate that, although a development in the specific area is likely to proceed, the carrying amount of the exploration and evaluation asset is unlikely to be recovered in full from successful development or by sale.

Accumulated costs in relation to an abandoned area are written off in full against profit/(loss) in the year in which the decision to abandon the area is made.

When a decision is made to proceed with development in respect of a particular area of interest, the accumulated costs for the relevant area of interest are tested for impairment and the balance is then transferred to development assets.

**NOTES TO AND FORMING PART OF THE
FINANCIAL STATEMENTS
FOR THE YEAR ENDED 30 JUNE 2015**

Note 2. SUMMARY OF ACCOUNTING POLICIES (Continued)

(n) Development Costs

Development costs related to an area of interest are carried forward to the extent that they are expected to be recouped either through sale or successful exploitation of the area of interest.

Amortisation is not charged on costs carried forward in respect of areas of interest in the development phase until production commences. When production commences, carried forward development costs are amortised on a units of production basis over the life of the economically recoverable reserves.

(o) Provision for restoration and rehabilitation

A provision for restoration and rehabilitation is recognised when there is a present obligation as a result of exploration, development, production, transportation or storage activities undertaken, it is probable that an outflow of economic benefits will be required to settle the obligation, and the amount of the provision can be measured reliably. The estimated future obligations include the cost of removing facilities, abandoning sites/wells and restoring the affected areas.

The provision for future restoration costs is the best estimate of the present value of the expenditure required to settle the restoration obligation at the reporting date, based on current legal and other requirements and technology. Future restoration costs are reviewed annually and any changes in the estimate are reflected in the present value of the restoration provision at each reporting date.

The initial estimate of the restoration and rehabilitation provision relating to exploration, development and milling/production facilities is capitalised into the cost of the related asset and depreciated/amortised on the same basis as the related asset, unless the present obligations arises from the production of inventory in the year, in which case the amount is included in the cost of production for the year. Changes in the estimate of the provision for restoration and rehabilitation are treated in the same manner, except that the unwinding of the effect of discounting on the provision is recognised as a finance cost rather than being capitalised into the cost of the related asset.

(p) Financial instruments

Debt and equity instruments

Debt and equity instruments are classified as either liabilities or as equity in accordance with the substance of the contractual arrangements.

Transaction costs on the issue of equity instruments

Transactions costs arising on the issue of equity instruments are recognised directly in equity as reduction of the proceeds of the equity instruments to which the costs relate. Transaction costs are the costs that are incurred directly in connection with the issue of those equity instruments and which would not have been incurred had those instruments not been issued.

(q) Financial Assets

Investments are recognised and derecognised on trade date where purchase or sale of an investment is under a contract whose terms requires legal transfer of the investment within the timeframe established by the market concerned, and are initially measured at fair value, net of transaction costs.

Other financial assets are classified into the following specific categories: financial assets at fair value through profit or loss, held-to-maturity investments, available-for-sale financial assets and loans and receivables. The classification depends on the nature and purpose of the financial asset and is determined at the time of initial recognition.

Financial assets at fair value through profit or loss (FVTPL)

Financial assets held for trading purposes are classified as current assets and are stated at fair value, with any resultant gain or loss recognised in profit or loss.

Loans and receivables

Trade receivables, loan and other receivables are recorded at amortised cost less impairment.

Impairment of Financial Assets

Financial assets, other than those at FVTPL, are assessed for indicators of impairment at the end of each reporting period. Financial assets are considered to be impaired when there is objective evidence that, as a result of one or more events that occurred after the initial recognition of the financial asset, the estimated future cash flows of the investment have been affected.

For certain categories of financial asset, such as trade receivables, assets that are assessed not to be impaired individually are, in addition, assessed for impairment on a collective basis.

**NOTES TO AND FORMING PART OF THE
FINANCIAL STATEMENTS
FOR THE YEAR ENDED 30 JUNE 2015**

Note 2. SUMMARY OF ACCOUNTING POLICIES (Continued)

Impairment of Financial Assets (Continued)

For financial assets carried at amortised cost, the amount of the impairment loss recognised is the difference between the asset's carrying amount and the present value of estimated future cash flows, discounted at the financial asset's original effective interest rate.

The carrying amount of the financial asset is reduced by the impairment loss directly for all financial assets with the exception of trade receivables, where the carrying amount is reduced through the use of an allowance account.

(r) Impairment of non-financial assets

At each reporting date, the Company reviews the carrying amounts of its tangible and intangible non-financial assets to determine whether there is any indication that those assets have suffered an impairment loss. If any such indication exists, the recoverable amount of the asset is estimated in order to determine the extent of the impairment loss (if any). Where the asset does not generate cash inflows that are independent from other assets, the Company estimates the recoverable amount of the cash-generating unit to which the asset belongs.

Recoverable amount is the higher of fair value less costs to sell and value in use. In assessing value in use, the estimated future cash flows are discounted to their present value using a pre-tax discount rate that reflects current market assessments of the time value of money and the risks specific to the asset for which the estimates of future cash flows have not been adjusted.

If the recoverable amount of an asset (or cash-generating unit) is estimated to be less than its carrying amount, the carrying amount of the asset (cash-generating unit) is reduced to its recoverable amount. An impairment loss is recognised in profit or loss immediately.

Where an impairment loss subsequently reverses, the carrying amount of the asset (cash-generating unit) is increased to the revised estimate of its recoverable amount, but only to the extent that the increased carrying amount does not exceed the carrying amount that would have been determined had no impairment loss been recognised for the asset (cash-generating unit) in prior years. A reversal of an impairment loss is recognised in profit or loss immediately.

(s) Leased assets

Leases are classified as finance leases whenever the terms of the lease transfer substantially all the risks and rewards of ownership to the lessee. All other leases are classified as operating leases.

Company as lessee

Assets held under finance leases are initially recognised at their fair value or, if lower, at amounts equal to the present value of the minimum lease payments, each determined at the inception of the lease. The corresponding liability to the lessor is included in the statement of financial position as a finance lease obligation.

Lease payments are apportioned between finance charges and reduction of the lease obligation so as to achieve a constant rate of interest on the remaining balance of the liability. Finance charges are charged directly against income.

Finance leased assets are amortised on a straight line basis over the estimated useful life of the asset.

Operating lease payments are recognised as an expense on a straight-line basis over the lease term, except where another systematic basis is more representative of the time pattern in which economic benefits from the leased asset are consumed.

(t) Critical Accounting Estimates and Judgements

The directors evaluate estimates and judgements incorporated into the financial report based on the grant date historical knowledge and best available current information. Estimates assume a reasonable expectation of future events and are based on current trends and economic data, obtained both externally and within the Company.

Share based payments

The values of amounts recognised in respect of share based payments have been estimated based on the grant date fair value of the options. To estimate the fair value an option pricing model has been used. There are many variable assumptions used as inputs into the model (which have been detailed in Note 16). If any of these assumptions or estimates were to change this could have a significant effect on the amounts recognised.

Exploration expenditure

Exploration expenditure is capitalised where the Company holds a current tenement. The Directors consider the carrying value of the main project areas and assess these against the estimated recoverable amount for each area. Indications of recoverable amount can be similar sale prices or calculation of the underlying resources multiplied by the resource sale rate.

**NOTES TO AND FORMING PART OF THE
FINANCIAL STATEMENTS
FOR THE YEAR ENDED 30 JUNE 2015**

Note 3. Income

	30 June 2015 \$	30 June 2014 \$
Gain on disposal of Tuckanarra project ⁽¹⁾	1,384,208	-
Gain on disposal of exploration assets	1,384,208	-
Interest received from financial institutions	90,028	66,300
Total Revenue	90,028	66,300
Other Income		
Farm-in option fees ⁽²⁾	67,065	-
Rental income	7,748	17,649
Gain from sale of fixed assets	-	45
Total other income	74,813	17,694
Total Income	1,549,049	83,994

- (1) On 12 November 2014, the Company sold the Tuckanarra Gold project, to Monument Mining Limited (MMY). The sale price was \$2,000,000 in cash and 10,000,000 shares in MMY, a Canadian gold producer listed on the TSX-V exchange. A gain on sale was recognised of \$1,384,208.
- (2) During the year the Company farmed-out two of its exploration projects for consideration of cash and shares. In accordance with accounting standards, their consideration has been credited against costs previously capitalised, which amounted to \$82,935 with the remainder accounted for as a gain on disposal, which amounted to \$67,065.

Note 4. Loss

Expenses

Depreciation of non-current assets	14,021	18,254
Rental expense on operating leases	118,080	112,351
Share based payment expenses	48,740	2,240

Note 5. Income Tax

Income tax expense

(a)

The prima facie income tax expense on pre-tax accounting loss from operations reconciles to the income tax expense as follows:

Profit/(Loss) from continuing operations before tax	542,950	(449,068)
Income tax benefit calculated at 30% (2014: 30%)	162,885	(134,720)
Non deductible expenses	14,800	683
Temporary differences not brought to account as a deferred tax asset	37,945	(32,333)
R&D tax refund	-	(303,355)
Tax losses not brought to account as a deferred tax asset/(realisation of prior tax losses not brought to account)	(215,630)	166,370
Income tax benefit at effective rate of 0% (2014: 65.8%)	-	(303,355)

(b) Deferred Tax liability

Exploration and Evaluation	1,471,549	1,466,853
Add: Other	(4,697)	4,696
Recognised in income	(433,672)	-
Recognised deferred tax liabilities	1,033,180	1,471,549

(c) Deferred tax assets

Temporary differences	3,558	(8,575)
Tax losses – revenue	1,029,622	1,480,124
Recognised deferred tax assets	1,033,180	1,471,549

The deferred tax assets and deferred tax liabilities are recognised and fully offset.

Not recognised:

Unrecognised tax losses	6,855,756	6,964,936
-------------------------	-----------	-----------

**NOTES TO AND FORMING PART OF THE
FINANCIAL STATEMENTS
FOR THE YEAR ENDED 30 JUNE 2015**

Note 5. Income Tax (Continued)

The net deferred tax asset arising from the tax losses has not been recognised as an asset in the Statement of Financial Position because recovery is not probable.

The taxation benefit of tax losses not brought to account will only be obtained if:

- (i) assessable income is derived of a nature and of an amount sufficient to enable the benefits to be realised; conditions for deductibility imposed by the law are complied with; and
- (ii) no changes in tax legislation adversely affect the realisation of the benefit from the deductions.

Note 6. Key Management Personnel Compensation

The compensation paid to Key Management Personnel of the Company is set out below, please refer to the remuneration report in the directors report for further information:

	30 June 2015 \$	30 June 2014 \$
Short-term employee benefits	205,000	200,500
Post-employment benefits	17,575	24,305
Share-based payments	45,500	-
	268,075	224,805

Note 7. Auditor's Remuneration

Amounts received, or due and receivable by the current auditors, Grant Thornton Audit Pty Ltd, for audit or review of the financial report

30 June 2015 \$	30 June 2014 \$
23,624	22,551

Note 8. Cash and Cash Equivalents

Cash at bank and on hand

30 June 2015 \$	30 June 2014 \$
3,669,560	1,706,470

CASH FLOW INFORMATION

Reconciliation of the loss from continuing operations after income tax to the net cash flows from operating activities.

	30 June 2015	30 June 2014
- Profit/(Loss) from continuing operations after income tax	542,950	(145,713)
- Impairment of exploration and evaluation costs	-	5,108
- Exploration costs written off	227,308	2,271
- Revaluation of shares	9,375	-
- Depreciation expense	14,021	18,254
- Share based payments	48,740	2,240
- Employee benefits accrued/(paid out)	2,697	(9,258)
- Loss on disposal of assets	4,886	7,554
- Profit on disposal of fixed assets	(1,402,396)	(45)
- (Increase)/Decrease in debtors	(54,711)	(3,840)
- (Increase)/Decrease in prepayments	(593)	2,859
- Increase/(decrease) in trade creditors	30,309	(73,782)
NET CASH FLOWS USED IN OPERATING ACTIVITIES	(577,414)	(194,352)

Cash at Bank includes \$30,000 (2014: \$30,000) held as security for credit cards.

Note 9. Trade and Other Receivables

Current

	30 June 2015 \$	30 June 2014 \$
Trade debtors	40,579	-
Interest receivable	11,180	12,997
Other debtors	20,000	9,251
	76,759	22,048

PHOSPHATE AUSTRALIA LIMITED
ABN 51 129 158 550

**NOTES TO AND FORMING PART OF THE
FINANCIAL STATEMENTS
FOR THE YEAR ENDED 30 JUNE 2015**

Note 10. Other

Prepayments

30 June 2015 \$	30 June 2014 \$
34,613	34,020

Note 11. Property, Plant & Equipment

Cost

Accumulated depreciation

278,366	288,302
(220,348)	(224,394)
58,018	63,908

Land and Buildings

Plant and Equipment

Motor Vehicles

Fixtures & Fittings

781	973
22,277	4,565
20,162	40,396
14,798	17,974
58,018	63,908

	Land and buildings	Plant and equipment	Motor Vehicles	Fixtures & Fittings	Total
<i>Cost</i>					
Balance as at 30 June 2013	8,715	207,809	77,478	33,815	327,817
Additions	-	358	-	-	358
Disposals	(7,378)	(31,902)	-	(593)	(39,873)
Balance as at 30 June 2014	1,337	176,265	77,478	33,222	288,302
Additions	-	22,640	-	150	22,790
Disposals	-	-	(32,726)	-	(32,726)
Balance as at 30 June 2015	1,337	198,905	44,752	33,372	278,366
<i>Accumulated Depreciation</i>					
Balance as at 30 June 2013	(173)	(195,354)	(30,597)	(12,107)	(238,231)
Depreciation	(191)	(8,248)	(6,485)	(3,330)	(18,254)
Disposals	-	31,902	-	189	32,091
Balance as at 30 June 2014	(364)	(171,700)	(37,082)	(15,248)	(224,394)
Depreciation	(192)	(4,928)	(5,574)	(3,326)	(14,020)
Disposals	-	-	18,066	-	18,066
Balance as at 30 June 2015	(556)	(176,628)	(24,590)	(18,574)	(220,348)
Net written down value 30 June 2015	781	22,227	20,162	14,798	58,018

Note 12. Available-for Sale Financial Assets

Listed Shares ⁽¹⁾

(1) Listed shares are measured using quoted prices in active markets.

30 June 2015 \$	30 June 2014 \$
15,625	-

Note 13. Exploration and Evaluation Expenditure

Opening balance Exploration and evaluation expenditure
Exploration and evaluation expenses capitalised during year
Less: write offs
Less: cost of exploration and evaluation projects sold
Closing balance Exploration and evaluation expenditure

4,906,373	4,593,836
375,712	318,431
(227,308)	(5,894)
(1,550,821)	-
3,503,956	4,906,373

During the year the Directors wrote off any previously capitalised expenditure on specific tenements due to the tenements no longer being held. (Refer to Note 3).

The Company's title to certain mining tenements is subject to Ministerial approval and may be subject to outcomes of native title issues (Refer Note 24).

PHOSPHATE AUSTRALIA LIMITED
ABN 51 129 158 550

**NOTES TO AND FORMING PART OF THE
FINANCIAL STATEMENTS
FOR THE YEAR ENDED 30 JUNE 2015**

Note 14. Trade and Other Payables

	30 June 2015 \$	30 June 2014 \$
Trade creditors	27,717	6,201
Other creditors	29,807	21,014
	57,524	27,215

The average credit period on purchases is 60 days. There is no interest charged on payables.

Note 15. Provisions

	30 June 2015 \$	30 June 2014 \$
Employee entitlements – annual leave accrued	16,796	14,099

Note 16. Issued Capital

(a) Issued Shares

Opening balance 1 July 2013

Closing balance 30 June 2014

Opening balance 1 July 2014

Closing Balance 30 June 2015

	Number	\$
Opening balance 1 July 2013	161,168,333	14,590,606
Closing balance 30 June 2014	161,168,333	14,590,606
Opening balance 1 July 2014	161,168,333	14,590,606
Closing Balance 30 June 2015	161,168,333	14,590,606

Fully paid ordinary shares carry one vote per share and carry the right to dividends.

(b) Options on Issue

The fair value per option granted during the year are detailed in Note 17.

Expiry date	1 July 2014	14 Oct 2014	11 Nov 2014	26 Nov 2015	26 Nov 2015	28 Jan 2016	5 Nov 2016	5 Nov 2016	Weighted average exercise price \$	Weighted average contractual life remaining Months
Exercise Price	\$0.19 Consultant ¹	\$0.10 Employees under ESOP ²	\$0.10 Consultant ³	\$0.08 Directors ⁴	\$0.065 Employees ⁵	\$0.02 Employees ⁶	\$0.019 Employees ⁷	\$0.019 Directors ⁸		
On issue 1/7/14	100,000	450,000	500,000	6,000,000	300,000	400,000	-	-	0.080	38.57
Granted	-	-	-	-	-	-	400,000	5,000,000	0.019	69.33
Forfeited	-	-	-	-	-	-	-	-		-
Exercised	-	-	-	-	-	-	-	-		-
Expired	(100,000)	(450,000)	(500,000)	-	-	-	-	-	0.109	-
Outstanding 30/6/15	-	-	-	6,000,000	300,000	400,000	400,000	5,000,000	0.050	38.04

The above-mentioned options have the following key terms:

1. Consultant options are exercisable at \$0.19 by 1 July 2014 and vest immediately, and were settled in equity.
2. Employee options are exercisable at \$0.10 by 14 October 2014. They were issued under the terms and conditions of the Company's Employee Share and Option Plan and vest immediately, and were settled in equity.
3. Consultant options are exercisable at \$0.10 by 11 November 2014 and vest immediately, and were in equity.
4. Directors' options are exercisable at \$0.10 each, by the expiry date noted above. The options vest immediately, and were settled in equity.
5. Employees' options are exercisable at \$0.065 each, by the expiry date noted above. The options vest immediately, and were settled in equity.
6. Employees' options are exercisable at \$0.02 each, by the expiry date noted above. The options vest immediately, and were settled in equity.
7. Employees' options are exercisable at \$0.019 each, by the expiry date noted above. The options vest immediately, and were settled in equity.
8. Directors' options are exercisable at \$0.019 each, by the expiry date noted above. The options vest immediately, and were settled in equity.

**NOTES TO AND FORMING PART OF THE
FINANCIAL STATEMENTS
FOR THE YEAR ENDED 30 JUNE 2015**

Note 17. Share Option Reserve

	30 June 2015	30 June 2014
	\$	\$
Opening Balance	198,165	195,925
Employees' Options – 28 January 2014	-	2,240
Employees' Options – 5 November 2014	3,240	
Directors' Options – 5 November 2014	45,500	-
Less – expired options	(42,805)	-
Closing balance	204,100	198,165

The Share Option Reserve arises as the share options granted vest over the vesting period. Amounts are transferred out of the reserve and into issued capital when the options are exercised.

Using the Black & Scholes options valuation and methodology, the fair value of the options were calculated. The following inputs were used:

INPUT	EMPLOYEE OPTIONS	DIRECTORS' OPTIONS
Exercise Price	\$0.019	\$0.019
Share price	\$0.013	\$0.013
Grant date	5/11/14	5/11/14
Expected volatility (i)	100%	100%
Expiry date	5/11/16	28/1/16
Expected dividends	Nil	Nil
Risk free interest rate	2.5%	2.5%
Value per option	\$0.0081	\$0.0091
Number of options	400,000	5,000,000
Value of options	\$3,240	\$45,500

- (i) Volatility using the Black & Scholes method was determined by looking at similar companies for a similar period.

Note 18. Accumulated Losses

	30 June 2015	30 June 2014
	\$	\$
Balance at the beginning of the year	(8,084,869)	(7,939,156)
Net profit/(loss) for the year	542,950	(145,713)
Transfer from share option reserve (expired options)	42,805	-
Balance at the end of the year	(7,499,114)	(8,084,869)

Note 19. Statement of Operations by Segment

The Company has identified its operating segments based on the internal reports that are reviewed and used by the Board of Directors (chief operating decision makers) in assessing performance and determining the allocation of resources. The Company operates solely in the natural resources exploration industry in Australia, and has determined that this is the only operating segment. The Company is predominantly involved in phosphate exploration and also explores for gold, manganese, iron and uranium.

Note 20. Related Party Transactions

a) Key management personnel compensation

Details of key management personnel compensation are disclosed in Note 6 to the financial statements.

b) Transactions with director related entities

During the year, Mooney & Partners Pty Ltd, a company associated with Grant Mooney was paid for Company secretarial services provided to the Company totalling \$48,000 (2014: \$48,000) and for corporate advisory services related to the takeover defence of \$38,700 (2014L Nil).

**NOTES TO AND FORMING PART OF THE
FINANCIAL STATEMENTS
FOR THE YEAR ENDED 30 JUNE 2015**

Note 21. Financial Instruments

(a) Overview

The Company's principal financial instruments comprise receivables, payables, cash and short-term deposits. The main risks arising from the Company's financial instruments are interest rate risk, credit risk, liquidity risk and commodity prices risk.

This note presents information about the Company's exposure to each of the above risks, its objectives, policies and processes for measuring and managing risk, and the management of capital. All financial assets and liabilities are held at amortised cost.

Capital Risk Management

The Company manages its exposure to key financial risks in accordance with the Company's Risk Management Policy. Key risks are monitored and reviewed as circumstances change and policies are revised as required. The overall objective of the Company's financial risk management policy is to support the delivery of the Company's financial targets whilst protecting future financial security.

The Company manages its capital to ensure that it will be able to continue as a going concern while maximising the return to stakeholders through the optimisation of the debt equity balance. The Company's focus has been to raise sufficient funds through equity to fund exploration activities.

The capital structure of the Company consists of cash and cash equivalents and equity attributable to equity holders of the Company, comprising issued capital, reserves and accumulated losses as disclosed in Notes 16, 17 and 18 respectively. The Company is not subject to externally imposed capital requirements.

Given the nature and size of the business and uncertainty as to the timing of cash inflows and outflows the Company does not enter into derivative transactions to mitigate the financial risks. In addition, the Company's policy is that no trading in financial instruments shall be undertaken for the purposes of making speculative gains. As the Company's operations change, the Directors will review this policy periodically going forward.

The Board of Directors has overall responsibility for the establishment and oversight of the risk management framework. The Board agrees and reviews policies for managing the Company's financial risks as summarised below.

b) Interest rate risk

The Company's exposure to interest rate risk, which is the risk that a financial instrument's value will fluctuate as a result of changes in market interest rates and the effective average interest rates in classes of financial assets and liabilities is as follows:

2015	Average Effective Interest Rate %	Fixed Interest Rate \$	Floating Interest Rate \$	Non-Interest Bearing \$	Total \$
Financial assets:					
Operating accounts	0.01%	-	4,495	-	4,495
Savings accounts	1.35%	-	146,623	-	146,623
Term deposits	2.83%	3,518,441	-	-	3,518,441
Receivables	-	-	-	76,759	76,759
		3,518,441	151,118	76,759	3,746,319
Financial liabilities:					
Accounts payable	-	-	-	57,524	57,524
		-	-	57,524	57,524

**NOTES TO AND FORMING PART OF THE
FINANCIAL STATEMENTS
FOR THE YEAR ENDED 30 JUNE 2015**

Note 21. Financial Instruments (Continued)

2014	Average Effective Interest Rate %	Fixed Interest Rate \$	Floating Interest Rate \$	Non-Interest Bearing \$	Total \$
Financial assets:					
Operating accounts	0.01%	-	5,237	-	5,237
Savings accounts	2.4%	-	70,008	-	70,008
Term deposits	3.53%	1,631,225	-	-	1,631,225
Receivables	-	-	-	22,048	22,048
		1,631,225	75,245	22,048	1,728,518
Financial liabilities:					
Accounts payable	-	-	-	27,215	27,215
		-	-	27,215	27,215

Interest rate sensitivity

A sensitivity of 10 per cent has been selected as this is considered reasonable given the current level of both short term and long term interest rates. A movement of 10 basis points in interest rates on reporting date would have increased (decreased) equity and profit and loss by the amounts shown below. This analysis assumes that all other variables remain constant.

	Profit or loss		Retained Earnings	
	+10% \$	-10% \$	+10% \$	-10% \$
2015				
Cash and cash equivalents	1,118	(1,118)	1,118	(1,118)
2014				
Cash and cash equivalents	1,300	(1,300)	1,300	(1,300)

(c) Credit risk

Credit risk is the risk of financial loss to the Company if a customer or counterparty to a financial instrument fails to meet its contractual obligations. This arises principally from cash and cash equivalents and trade and other receivables.

There are no significant concentrations of credit risk within the Company. The carrying amount of the Company's financial assets represents the maximum credit risk exposure, as represented below:

	2015 \$	2014 \$
Cash and cash equivalents	3,669,560	1,706,470
Trade and other receivables	76,759	22,048
	3,746,319	1,728,518

(d) Liquidity risk

Liquidity risk is the risk that the Company will not be able to meet its financial obligations as they fall due. The Board's approach to managing liquidity is to ensure, as far as possible, that the Company will always have sufficient liquidity to meet its liabilities when due, by insuring sufficient liquid funds are available on short term maturities.

The maturity of all financial assets and liabilities is less than six months.

e) Commodity price risk

The Company is exposed to commodity price risk. Commodity prices can be volatile and are influenced by factors beyond the Company's control. As the Company is currently engaged in exploration and business development activities, no sales of commodities are forecast for the next 12 months, and accordingly, no hedging or derivative transactions have been used to manage commodity price risk.

**NOTES TO AND FORMING PART OF THE
FINANCIAL STATEMENTS
FOR THE YEAR ENDED 30 JUNE 2015**

Note 21. Financial Instruments (Continued)

(f) Fair value

The net fair value of financial assets and financial liabilities approximate their carrying value. Net fair value and carrying amounts of financial assets and financial liabilities are disclosed in the statement of financial position and in the notes to and forming part of the financial statements.

Financial assets and financial liabilities measured at fair value in the statement of financial position are grouped into three (3) levels of a fair value hierarchy. The three (3) levels are defined based on the observability of significant inputs to the measurement, as follows:

- Level 1: quoted prices (unadjusted) in active markets for identical assets or liabilities
- Level 2: inputs other than quoted prices included within Level 1 that are observable for the asset or liability, either directly or indirectly
- Level 3: unobservable inputs for the asset or liability

The following table shows the levels within the hierarchy of financial assets and liabilities measured at fair value on a recurring basis at 30 June 2015. There were no financial assets measured at fair value as at 30 June 2014:

30 June 2015	Level 1	Level 2	Level 3	Total
Financial Assets:				
Listed Shares	15,625	-	-	15,625
Net fair value:	15,625	-	-	15,625

There were no transfers between Level 1 and Level 2 in 2015.

Measurement of fair value of financial instruments

Fair values of these listed securities have been estimated by reference to quoted bid prices in active markets at the reporting date and are categorised within Level 1 of the fair value hierarchy above.

The Company has no level 2 or level 3 assets or liabilities.

Note 22. Earnings per Share

Basic profit/(loss) per share (cents per share)
Diluted profit/(loss) per share (cents per share)

2015 cents	2014 cents
0.337	(0.090)
0.337	(0.090)

Basic Earnings per Share

The earnings and weighted average number of ordinary shares used in the calculation of basic earnings per share are as follows:
Profit/(Loss)

2015 \$	2014 \$
542,950	(145,713)

Weighted average number of ordinary shares

2015 No.	2014 No.
161,168,333	161,168,333

Share options are not considered dilutive.

**NOTES TO AND FORMING PART OF THE
FINANCIAL STATEMENTS
FOR THE YEAR ENDED 30 JUNE 2015**

Note 23. Significant Events Subsequent to Year End

Other than the following, there was no matter or circumstance subsequent to the end of the year that has significantly affected the operations of the Company, the results of operations or the state of affairs in future financial years:

- On 24th August 2015, Phosphate Australia acquired the Laverton Gold Project, 10 km southeast of Laverton in the highly-endowed Mount Margaret district of Western Australia. The tenements are 2.3km east of Granny Smith gold mine (plant capacity 3.5 Mtpa).

The project was pegged by the Company at minimal cost, paid in cash, and has no private royalty obligations. The Laverton Project consists of two tenements with a combined area of 44.6 km². The main tenement has recently been granted. Phosphate Australia has identified a series of under-cover gold mineralisation targets within the tenements with no recorded historic drilling and no drilling visible on aerial imagery. Phosphate Australia has recently submitted an application to the Department of Mines and Petroleum to drill these untested targets.

Note 24. Contingent Liabilities

In June 1992 the High Court of Australia held in the Mabo case that the common law of Australia recognises a form of native title. The full impact that the Mabo decision may have on tenements held by the Company is not yet known. The Company is aware of native title claims that have been lodged with the National Native Title Tribunal ("the Tribunal") over several areas in the Northern Territory in which the Company holds interests. The native title claims have been accepted by the Tribunal for determination under section 63(1) of the Native Title Act 1993 (Commonwealth). There is no information at balance date known to Directors which would result in an impairment trigger or potential loss of tenements.

Note 25. Commitments for Expenditure

These amounts are payable, if required, over various times over the next five years. In addition, royalty payments may be payable if certain conditions are met in the future. At this time, the Directors do not consider the payments to be probable.

Operating Lease Commitment as follows:

The Company has entered into a rental agreement commencing 1 August 2012 for a period of 36 months. This was renegotiated and extended for a period of 7 months to 29 February 2016.

Office Rental

- Due within 1 year
- Due 1 to 5 years

	2015	2014
	\$	\$
	60,740	123,318
	-	9,136

Exploration Expenditure Commitments:

The Company has minimum statutory commitments as conditions of tenure of certain mining tenements. Whilst these obligations may vary, a reasonable estimate of the minimum commitment projected for the next 12 months if it is to retain all of its present interests in mining and exploration properties is \$106,00 (2014: \$584,940).

DIRECTORS' DECLARATION

1. In the opinion of the directors of Phosphate Australia Limited (the Company):
 - a. the accompanying financial statements and notes are in accordance with the Corporations Act 2001 including:
 - i. giving a true and fair view of the Company's financial position as at 30 June 2015 and of its performance for the year then ended; and
 - ii. complying with Australian Accounting Standards, the Corporations Regulations 2001, professional reporting requirements and other mandatory requirements.
 - b. there are reasonable grounds to believe that the Company will be able to pay its debts as and when they become due and payable.
 - c. the financial statements and notes thereto are in accordance with International Financial Reporting Standards issued by the International Accounting Standards Board.
2. This declaration has been made after receiving the declarations required to be made to the Directors in accordance with Section 295A of the Corporations Act 2001 for the financial year ended 30 June 2015.

This declaration is signed in accordance with a resolution of the Board of Directors.



JAMES RICHARDS
Chairman



GRANT MOONEY
Non-executive Director & Company Secretary

Dated this 22nd day of September 2015

Level 1
10 Kings Park Road
West Perth WA 6005

Correspondence to:
PO Box 570
West Perth WA 6872

T +61 8 9480 2000
F +61 8 9322 7787
E info.wa@au.gt.com
W www.grantthornton.com.au

Independent Auditor's Report To the Members of Phosphate Australia Limited

Report on the financial report

We have audited the accompanying financial report of Phosphate Australia Limited (the "Company"), which comprises the statement of financial position as at 30 June 2015, the statement of profit or loss and other comprehensive income, statement of changes in equity and statement of cash flows for the year then ended, notes comprising a summary of significant accounting policies and other explanatory information and the directors' declaration of the Company.

Directors' responsibility for the financial report

The Directors of the Company are responsible for the preparation of the financial report that gives a true and fair view in accordance with Australian Accounting Standards and the Corporations Act 2001. The Directors' responsibility also includes such internal control as the Directors determine is necessary to enable the preparation of the financial report that gives a true and fair view and is free from material misstatement, whether due to fraud or error. The Directors also state, in the notes to the financial report, in accordance with Accounting Standard AASB 101 Presentation of Financial Statements, the financial statements comply with International Financial Reporting Standards.

Auditor's responsibility

Our responsibility is to express an opinion on the financial report based on our audit. We conducted our audit in accordance with Australian Auditing Standards. Those standards require us to comply with relevant ethical requirements relating to audit engagements and plan and perform the audit to obtain reasonable assurance whether the financial report is free from material misstatement.

An audit involves performing procedures to obtain audit evidence about the amounts and disclosures in the financial report. The procedures selected depend on the auditor's judgement, including the assessment of the risks of material misstatement of the financial report, whether due to fraud or error.

Grant Thornton Audit Pty Ltd ACN 130 913 594
a subsidiary or related entity of Grant Thornton Australia Ltd ABN 41 127 556 389

'Grant Thornton' refers to the brand under which the Grant Thornton member firms provide assurance, tax and advisory services to their clients and/or refers to one or more member firms, as the context requires. Grant Thornton Australia Ltd is a member firm of Grant Thornton International Ltd (GTIL). GTIL and the member firms are not a worldwide partnership. GTIL and each member firm is a separate legal entity. Services are delivered by the member firms. GTIL does not provide services to clients. GTIL and its member firms are not agents of, and do not obligate one another and are not liable for one another's acts or omissions. In the Australian context only, the use of the term 'Grant Thornton' may refer to Grant Thornton Australia Limited ABN 41 127 556 389 and its Australian subsidiaries and related entities. GTIL is not an Australian related entity to Grant Thornton Australia Limited.

Liability limited by a scheme approved under Professional Standards Legislation. Liability is limited in those States where a current scheme applies.

In making those risk assessments, the auditor considers internal control relevant to the Company's preparation of the financial report that gives a true and fair view in order to design audit procedures that are appropriate in the circumstances, but not for the purpose of expressing an opinion on the effectiveness of the Company's internal control. An audit also includes evaluating the appropriateness of accounting policies used and the reasonableness of accounting estimates made by the Directors, as well as evaluating the overall presentation of the financial report.

We believe that the audit evidence we have obtained is sufficient and appropriate to provide a basis for our audit opinion.

Independence

In conducting our audit, we have complied with the independence requirements of the Corporations Act 2001.

Auditor's opinion

In our opinion:

- a the financial report of Phosphate Australia Limited is in accordance with the Corporations Act 2001, including:
 - i giving a true and fair view of the Company's financial position as at 30 June 2015 and of its performance for the year ended on that date; and
 - ii complying with Australian Accounting Standards and the Corporations Regulations 2001; and
- b the financial report also complies with International Financial Reporting Standards as disclosed in the notes to the financial statements.

Report on the remuneration report

We have audited the remuneration report included in pages 6 to 8 of the directors' report for the year ended 30 June 2015. The Directors of the Company are responsible for the preparation and presentation of the remuneration report in accordance with section 300A of the Corporations Act 2001. Our responsibility is to express an opinion on the remuneration report, based on our audit conducted in accordance with Australian Auditing Standards.

Auditor's opinion on the remuneration report

In our opinion, the remuneration report of Phosphate Australia Limited for the year ended 30 June 2015, complies with section 300A of the Corporations Act 2001.

GRANT THORNTON

GRANT THORNTON AUDIT PTY LTD
Chartered Accountants

MARet

M A Petricevic
Partner - Audit & Assurance

Perth, 22 September 2015

ADDITIONAL INFORMATION

Additional information required by the Australian Securities Exchange Limited Listing Rules and not disclosed elsewhere in this report. The information was prepared based on share registry information processed up to 18 September 2015.

Spread of Holdings			Ordinary Shares
1	-	1,000	26,487
1,001	-	5,000	376,980
5,001	-	10,000	1,354,891
10,001	-	100,000	16,585,296
100,001	-	and over	142,824,679

Number of Holders: 891

Number of shareholders holding less than a marketable parcel: 541

SUBSTANTIAL SHAREHOLDERS

Shareholder Name	Number of Shares
James Richards	32,016,401
Kelsi Chemicals Pty Ltd <Ruane S/F A/C>	17,166,370
McNeil Nominees Pty Limited	14,485,373

VOTING RIGHTS

All ordinary shares carry one vote per share without restriction. Options for ordinary shares do not carry any voting rights.

STATEMENT OF QUOTED SECURITIES / TOTAL SHARES ON ISSUE

Listed on the Australian Securities Exchange are 161,168,333 fully paid shares.

COMPANY SECRETARY

The name of the Company Secretary is Grant Jonathan Mooney.

REGISTERED OFFICE

The registered office is at Suite 4, 6 Richardson Street, West Perth, Western Australia 6005.

PHOSPHATE AUSTRALIA LIMITED
ABN 51 129 158 550

TWENTY LARGEST HOLDERS OF EACH CLASS OF QUOTED EQUITY SECURITIES
(as at 18 September 2015)

ORDINARY FULLY PAID SHARES

Shareholder Name	Number of Shares	Percentage of Capital
James Mcarthur Richards	32,016,401	19.87%
Kesli Chemicals Pty Ltd <Ruane Super Fund A/c>	17,168,370	10.65%
McNeil Nominees Pty Limited	14,485,373	8.99%
Ocean Flyers Pty Ltd <S&G Mooney Super Fund A/c>	5,510,000	3.42%
Ianaki Semerdziev	3,706,333	2.30%
Anne Marie Hutchings	3,650,000	2.26%
Kelly Jane Thompson	3,300,000	2.05%
Christopher John Fone	2,869,500	1.78%
Corona Land Holdings Pty Ltd <Humberstone Super Fund>	2,533,333	1.57%
Cleland Projects Pty Ltd <CT A/c>	2,500,000	1.55%
Dale Leonard Andrews & Jillian Patricia Andrews <Dog Star Super Fund A/c>	2,492,000	1.55%
Oak Winds Super Pty Ltd <Dacin Nominees Pty Ltd Super A/c>	2,000,000	1.24%
JP Morgan Nominees Australia	1,877,537	1.16%
Ian Kerr	1,709,669	1.06%
Lisa Kathleen Wells	1,550,000	0.96%
HSBC Custody Nominees (Australia) Limited	1,331,666	0.83%
Grant Jonathan Mooney	1,166,666	0.72%
Michael John Predebon & Helen Gaye Predebon	1,160,500	0.72%
Mooney & Partners Pty Ltd	1,145,000	0.71%
Tyson Resources Pty Ltd	1,100,000	0.68%
Total	103,272,348	64.07%

HOLDERS OF SECURITIES IN AN UNQUOTED CLASS

OPTIONS

Option Holder Name	Directors Options Expiring 26 Nov 2015 @ 8 cents each	Employee Options Expiring 28 Jan 2016 @ 2 cents each	Employee Options Expiring 5 Nov 2016 @ 1.9 cents each	Directors Options Expiring 5 Nov 2017 @ 1.9 cents each
James Richards	5,000,000	-	-	3,000,000
Mark Thompson	500,000	-	-	1,000,000
Grant Mooney	500,000	-	-	1,000,000
Michael Denny	-	400,000	400,000	-
	6,000,000	400,000	400,000	5,000,000

CORPORATE GOVERNANCE

(a) The Board of Directors

The primary responsibility for the Board is to represent and advance Shareholder's interests and to protect the interests of all stakeholders. To fulfil this role the Board is responsible for the overall corporate governance of the Company including its strategic direction, establishing goals for management and monitoring the achievement of these goals.

The Board recognises the need for the Company to operate with the highest standards of behaviour and accountability.

The Company has adopted the *ASX Corporate Governance Principles and Recommendations* with some amendments where applicable after giving consideration to the Company's size and the resources it has available.

As the Company's activities develop in size, nature and scope the implementation of additional corporate governance structures will be given further consideration.

A summary of the Company's key policies follow.

(b) Board and Senior Executive Evaluation

The Board considers the ongoing development and improvement of its own performance as critical input to effective governance. The Board will undertake an annual evaluation of its effectiveness as a whole. The Chairman will review the individual performance of each Board member annually.

The Chairman's performance is evaluated by the Board annually with facilitation by an external party.

All senior executives of Phosphate Australia are subject to an annual performance evaluation. Each year, senior executives establish a set of performance targets with her or his superior. These targets are aligned to overall business goals and requirements of the position. In the case of the Managing Director, these targets are established between the Managing Director and the Board.

(c) Code of Conduct

The Board, management and all employees of Phosphate Australia are committed to implementing Phosphate Australia's core principles and values as stated in this Code of Conduct when dealing with each other and with customers, suppliers, government authorities, creditors and the wider community.

Phosphate Australia is dedicated to delivering outstanding performance for investors and employees. Phosphate Australia aspires to be a leader in its field while operating openly, with honesty, integrity and responsibility and maintaining a strong sense of corporate social responsibility. In maintaining its corporate social responsibility Phosphate Australia will conduct its business ethically and according to its values, encourage community initiatives, consider the environment and ensure a safe, equal and supportive workplace.

(d) Continuous Disclosure

In accordance with the ASX Listing Rules, Phosphate Australia will immediately notify the ASX of information concerning Phosphate Australia that a reasonable person would expect to have a material effect on the price or value of Phosphate Australia's securities.

The only exception to this requirement is where the ASX Listing Rules do not require such information to be disclosed.

Upon confirmation of receipt from the ASX, Phosphate Australia will post all information disclosed to ASX on its website.

CORPORATE GOVERNANCE (Continued)

(e) Selection of External Auditor

The Board identifies and recommends an appropriate external auditor for appointment, in conjunction with senior management and/or Phosphate Australia in general meeting. The appointment is made in writing.

The external auditor is required to rotate its audit partners so that no partner of the external auditor is in a position of responsibility in relation to Phosphate Australia's accounts for a year of more than five consecutive years. Further, once rotated off Phosphate Australia's accounts, no partner of the external auditor may assume any responsibility in relation to Phosphate Australia's accounts for a year of five consecutive years.

The Company has appointed, with their consent, Grant Thornton as its auditors.

(f) Senior Executives Remuneration

Phosphate Australia is committed to remunerating its senior executives in a manner that is market competitive, consistent with best practice and supports the interests of shareholders. Consequently, senior executives' remuneration consists of a fixed salary, statutory superannuation and, subject to the terms of their engagement, mobile phone expenses.

All reasonable out of pocket expenses incurred by the senior executive in connection with the performance of duties on behalf of Phosphate Australia will be reimbursed.

In addition, the Company has established an employee share option plan ("ESOP") in order to provide an incentive for senior executives and other employees to participate in the future growth of the Company. The ESOP is administered in accordance with the ESOP rules which can be viewed, in full, on the Company's website.

(g) Non-executive Directors Remuneration

Non-executive Directors are paid their fees out of the maximum aggregate amount approved by shareholders for the remuneration of Non-Executive Directors. The sum each Non-Executive Director is paid is determined by the Board from time to time. Additional fees may be paid for participation on Board Committees however, the total fees paid to Non-Executive Directors, including fees paid for participation on Board Committees, are kept within the total amount approved by shareholders. At present the maximum aggregate remuneration of Non-Executive Directors is \$400,000 per annum.

(h) Selection and Appointment of New Directors

Candidates for the Board are considered and selected by reference to a number of factors which include, but are not limited to, their relevant experience and achievements, compatibility with other Board members, credibility within Phosphate Australia's scope of activities, and intellectual and physical ability to undertake Board duties and responsibilities. Directors are initially appointed by the full Board, subject to election by shareholders at the next general meeting.

(i) Risk Management

Risk recognition and management are viewed by Phosphate Australia as integral to the Company's objectives of creating and maintaining shareholder value, and the successful execution of the Company's mineral exploration and development.

There are a range of specific risks that have the potential to have an adverse impact on Phosphate Australia's business. The Company has developed a framework for a risk management policy and internal compliance and control system which covers organisational, financial and operational aspects of the Company's affairs.

Management reports to the Board annually in relation to the key business risks, the control system in place to manage such risks and how effective the risk management system is operating.

CORPORATE GOVERNANCE (Continued)

(j) Security Trading

Phosphate Australia recognises that directors, officers and employees may hold securities in Phosphate Australia and that most investors are encouraged by these holdings. It is the responsibility of the individual director, officer or employee to ensure that any trading by the director, officer or employee complies with the Corporations Act 2001, the ASX Listing Rules and Company Policy.

A breach of this policy may lead to disciplinary action. It may also be a breach of the law.

On 17 December 2010, the Company adopted a Securities Trading Policy which sets out procedures and protocols to be complied with if a director, officer or employee wishes to trade in the Company's securities. These procedures and protocols include the clear establishment of "blackout periods" where trading in the Company's securities by a director, officer or employee is prohibited as well as approvals required for trading in securities during non-blackout periods.

(k) Shareholder Communication Policy

The Board aims to ensure that shareholders are informed of all major developments affecting Phosphate Australia. All shareholders receive the Company's annual report, and may also request copies of the Company's half-yearly and quarterly reports. The Board also encourages full participation of shareholders at the Company's annual general meeting.

In addition, the Company maintains a website at www.phosphateaustralia.com.au which is regularly updated.

(l) Independent Professional Advice

Subject to the Chairman's approval (not to be unreasonably withheld), the Directors, at the Company's expense, may obtain independent professional advice on issues arising in the course of their duties.

(m) Matters for Approval by the Board of Directors

The Board has adopted a list of matters required to be brought before the Board of Directors for approval. This provides an important means of dividing responsibility between the Board and management, assisting those affected by corporate decisions to better understand the respective accountabilities and contributions of the Board and the Senior Executives.

(n) Diversity Policy

The Company recognises that a diverse and talented workforce is a competitive advantage and that the Company's success is the result of the quality and skills of our people. As such, the Board has adopted a policy to recruit and manage on the basis of qualification for the position and performance, regardless of gender, age, nationality, race, religious beliefs, cultural background, sexuality or physical ability. It is essential that the Company employs the appropriate person for each job and that each person strives for a high level of performance.

(o) Explanations for Departure From Best Practice Recommendations

During the reporting year from the Company has complied with each of the Essential Corporate Governance principles and the corresponding Best Practice Recommendations as published by ASX Corporate Governance Council ("ASX Principles and Recommendations"), other than in relation to the matters specified below.

EXPLANATION FOR DEPARTURE FROM BEST PRACTICE RECOMMENDATIONS

The Company has complied with each of the Eight Corporate Governance Principles and Recommendations as published by ASX Corporate Governance Council, other than in relation to the matters specified below.

Principle 1: Lay solid foundations for management and oversight

Recommendation 1.1

The listing entity should disclose:

- (a) the respective roles and responsibilities of its board and management; and*
- (b) those matters expressly reserved to the board and those delegated to management.*

The Company complies with this recommendation.

The Company has established clear details of the roles and responsibilities of each of its board management members.

Recommendation 1.2

A listed entity should:

- (a) undertake appropriate checks before appointing a person, or putting forward to security holders a candidate for election, as a director; and*
- (b) provide security holders with all material information in its possession relevant to a decision on whether or not to elect or re-elect a director.*

The Company complies with this recommendation.

The Company has a policy for the evaluation of the Board and Senior Executives, details of which can be found on the Company's website.

The appointment of any director is subject to subsequent approval by shareholders at the next Annual General Meeting of the Company. Meeting materials for such meeting incorporates all relevant details to assist shareholders in deciding whether or not to elect or re-elect that director.

Recommendation 1.3

A listed entity should have a written agreement with each director and senior executive setting out the terms of their appointment.

The Company complies with this recommendation.

Prior to the formal appointment of any director, a written agreement is entered into between the Company and the director setting out the terms and conditions of their appointment.

The company secretary of a listed entity should be accountable directly to the board, through the chair, on all matters to do with the proper functioning of the board.

The Company complies with this recommendation.

Recommendation 1.5

A listed entity should:

- (a) have a diversity policy which includes requirements for the board or a relevant committee of the board to set measurable objectives for achieving gender diversity and to assess annually both the objectives and the entity's progress in achieving them;*
- (b) disclose that policy or a summary of it; and*
- (c) disclose as at the end of each reporting period the measurable objectives for achieving gender diversity set by the board or a relevant committee of the board in accordance with the entity's diversity policy and its progress towards achieving them, and either:
 - (i) the respective proportions of men and women on the board, in senior executive positions and across the whole organisation (including how the entity has defined "senior executive" for these purposes); or*
 - (ii) if the entity is a "relevant employer" under the Workplace Gender Equality Act, the entity's most recent "Gender Equality Indicators", as defined in and published under the Act.**

The Company does not comply with this recommendation. The Company has not yet set measurable objectives for achieving diversity. The Board continues to monitor diversity across the organisation and is satisfied with the current level of gender diversity within the Company. Due to the size of the Company, the Board does not consider it appropriate at this

time to formally set objectives for gender diversity. The Company currently employs (including on a consulting basis) 6 staff (2 females and 4 males).

Recommendation 1.6

A listed entity should:

- (a) *have and disclose a process for periodically evaluation the performance of the board, its committees and individual directors; and*
- (b) *disclose, in relation to each reporting period, whether a performance evaluation was undertaken in the reporting period in accordance with that process.*

The Company complies with this recommendation.

On an annual basis the Company undertakes a review of the Board, its committees and individual directors which is confirmed in the Annual Report.

Recommendation 1.7

A listed entity should:

- (a) *have and disclose a process for periodically evaluating the performance of its senior executives; and*
- (b) *disclose, in relation to each reporting period, whether a performance evaluation was undertaken in the reporting period in accordance with that process.*

The Company complies with this recommendation.

On an annual basis the Company undertakes a review of the senior executives which is confirmed in the Annual Report.

Principle 2: Structure the board to add value

Recommendation 2.1

The board of a listed entity should:

- (a) *have a nomination committee which:*
 - (i) *has at least three members, a majority of whom are independent directors; and*
 - (ii) *is chaired by an independent director; and disclose:*
 - (iii) *the charter of the committee;*
 - (iv) *the members of the committee; and*
 - (v) *as at the end of each reporting period, the number of times the committee met throughout the period and the individual attendances of the members at those meetings; or*

if it does not have a nomination committee, disclose that fact and the processes it employs to address board succession issues and to ensure that the board has the appropriate balance of skills, knowledge, experience, independence and diversity to enable it to discharge its duties and responsibilities effectively.

The Company does not comply with this recommendation. Given the Company's size, it is not considered necessary to have a separate Nomination Committee.

In addition to the above, the following information is provided:

- (a) the skills, experience and expertise of each of the Company's directors are set out in the Company's Annual Report;
- (b) the Board, in consultation with external advisers where required, undertakes this role; and
- (c) the Company provides for the proper assessment of prospective directors and include, but are not limited to, their relevant experience and achievements, compatibility with other Board members, credibility within the Company's scope of activities, and intellectual and physical ability to undertake Board duties and responsibilities.

Recommendation 2.2

A listed entity should have and disclose a board skills matrix setting out the mix of skills and diversity that the board currently has or is looking to achieve in its membership.

The Company complies with this recommendation.

The skills, experience and expertise of each of the Company's directors are set out in the Company's Annual Report.

Recommendation 2.3

A listed entity should disclose:

- (a) *the names of the directors considered by the board to be independent directors;*
- (b) *if a director has an interest, position, association or relationship of the type described in Box 2.3 but the board is of the opinion that it does not compromise the independence of the director, the nature of the interest, position, association or relationship in question and an explanation of why the board is of that opinion; and*
- (c) *the length of service of each director.*

The Company complies with this recommendation.

Non-Executive Directors Grant Mooney and Mark Thompson are considered Independent Directors.

The length of service of each Director is set out in the Annual Report.

Recommendation 2.4

A majority of the board of a listed entity should be independent directors.

The Company currently complies with this recommendation.

Recommendation 2.5

The chair of the board of a listed entity should be an independent director and, in particular, should not be the same person as the CEO of the entity.

The Company does not comply with this recommendation.

Given the size of the Group, the Board considers it is prudent to combine the roles of Chairman and Executive to preserve funds.

Recommendation 2.6

A listed entity should have a program for inducting new directors and provide appropriate professional development opportunities for directors to develop and maintain the skills and knowledge needed to perform their role as directors efficiently.

The Company complies with this recommendation.

The Company has established a process for induction of new directors and where possible, provides each director with opportunities for professional development such that they can improve their effectiveness as directors of the Company.

Principle 3: Act ethically and responsibly

Recommendation 3.1

A listed entity should:

- (a) *have a code of conduct for its directors, senior executives and employees; and*
- (b) *disclose that code or a summary of it.*

The Company complies with this recommendation.

The Company has established a code of conduct for all directors, senior executives and employees which is summarised in the Company's Annual Report.

Principle 4: Safeguard integrity in corporate reporting

Recommendation 4.1

The board of a listed entity should:

- (a) *have an audit committee which:*
 - (i) *has at least three members, all of whom are non-executive directors and a majority of whom are independent directors; and*
 - (ii) *is chaired by an independent director, who is not the chair of the board,*

and disclose:

- (b) *the charter of the committee;*
- (c) *the relevant qualifications and experience of the members of the committee; and*
- (d) *in relation to each reporting period, the number of times the committee met throughout the period and the individual attendances of the members at those meetings; or*

- (e) *if it does not have an audit committee, disclose that fact and the processes it employs that independently verify and safeguard the integrity of its corporate reporting, including the processes for the appointment and removal of the external auditor and the rotation of the audit engagement partner.*

The Company does not comply with this recommendation.

The Directors are of the view that given the size of the Company and the relatively small number of directors, it is not practical to have an Audit Committee. The Board undertakes this role.

The Board meets on a regular basis and discusses matters normally captured under the terms of reference of an audit committee, being Company risk, controls and general and specific financial matters, as detailed in Risk Management on the Company's website.

Recommendation 4.2

The board of the listed entity should, before it approves the entity's financial statements for a financial period, receive from its CEO and CFO a declaration that, in their opinion, the financial records of the entity have been properly maintained and that the financial statements comply with the appropriate accounting standards and give a true and fair view of the financial position and performance of the entity and that the opinion has been formed on the basis of a sound system of risk management and internal control which is operating effectively.

The Company complies with this recommendation. The Board receives assurance from the Chief Executive Officer and the Chief Financial Officer that the declaration in relation to section 295A of the Corporations Act is founded on a sound system of risk management and internal control and that the system is operating effectively in all material respects in relation to financial reporting risks.

The Company also has a separate policy in relation to Risk Management which is available on the Company's website.

Recommendation 4.3

A listed entity that has an AGM should ensure that its external auditor attends its AGM and is available to answer questions from security holders relevant to the audit.

The Company complies with this recommendation.

The Company's auditor attends the annual general meeting of the Company and is available to answer any question in relation to the audit.

Principle 5: Make timely and balanced disclosure

Recommendation 5.1

A listed entity should:

- (a) *have a written policy for complying with its continuous disclosure obligations under the Listing Rules; and*
(b) *disclose that policy or a summary of it.*

The Company complies with this recommendation.

The Company has a Continuous Disclosure policy which is set out on the Company's website.

Principle 6: Respect the rights of security holders

Recommendation 6.1

A listed entity should provide information about itself and its governance to investors via its website.

The Company complies with this recommendation.

A summary of the Company's Corporate Governance policies is set on the Company's website.

Recommendation 6.2

A listed entity should design and implement an investor relations program to facilitate effective two-way communication with investors.

The Company complies with this recommendation.

The Company has established an investor relations program to ensure effective communications between the Company and shareholders and investors.

Recommendation 6.3

A listed entity should disclose the policies and processes it has in place to facilitate and encourage participation at meetings of security holders.

The Company complies with this recommendation.

The Company has a Shareholder Communication Policy which is set out on the Company website.

Recommendation 6.4

A listed entity should give security holders the option to receive communications from, and send communications to, the entity and its security registry electronically.

The Company complies with this recommendation.

The Company provides the option to shareholders to receive communications electronically, notification of this option is provided by the Company registry.

Principle 7: Recognise and manage risk

Recommendation 7.1

The board of a listed entity should:

- (a) *have a committee or committees to oversee risk, each of which:*
 - (i) *has at least three members, a majority of whom are independent directors; and*
 - (ii) *is chaired by an independent director;*
- And disclose:*
 - (iii) *the charter of the committee;*
 - (iv) *the members of the committee; and*
 - (v) *as at the end of each reporting period, the number of times the committee met throughout the period and the individual attendances of the members at those meetings; or*
- (b) *if it does not have a risk committee or committees that satisfy (a) above, disclose that fact and the processes it employs for overseeing the entity's risk management framework.*

The Company does not comply with this recommendation.

The Directors are of a view that given the size of the Company, it is not necessary to have a separate committee to oversee risk and this function is undertaken directly by the Board and senior management at regular intervals. The Risk Management Policy is available on the Company's website.

Recommendation 7.2

The board or a committee of the board should:

- (a) *review the entity's risk management framework at least annually to satisfy itself that it continues to be sound; and*
- (b) *disclose, in relation to each reporting period, whether such a review has taken place.*

The Company complies with this recommendation.

As stated above, in the forum of board meetings the board regularly addresses certain risks that may affect the Company's business interests and confirmation of these risks being addressed are noted in the Corporate Governance Policies within the Annual Report.

Recommendation 7.3

A listed entity should disclose:

- (a) *if it has an internal audit function, how the function is structured and what role it performs; or*
- (b) *if it does not have an internal audit function, that fact and the processes it employs for evaluation and continually improving the effectiveness of its risk management and internal control processes.*

The Company does not comply with this recommendation.

The Directors are of the view that given the size of the Company, it is not practical to have an internal audit function and that risk management is undertaken by the Board and senior management.

Recommendation 7.4

A listed entity should disclose whether it has any material exposure to economic, environmental and social sustainability risks and, if it does, how it manages or intends to manage those risks.

The Company does not comply with this recommendation.

The Directors are of the view that given the Company's size, risks are addressed directly by the Board and senior management and are not disclosed externally.

Principle 8: Remunerate fairly and responsibly

Recommendation 8.1

The board of a listed entity should:

- (a) have a remuneration committee which:
 - (i) has at least three members, a majority of whom are independent directors; and*
 - (ii) is chaired by an independent director;*and disclose:
 - (iii) the charter of the committee;*
 - (iv) the members of the committee; and*
 - (v) as at the end of each reporting period, the number of times the committee met throughout the period and the individual attendances of the members at those meetings; or**
- (b) if it does not have a remuneration committee, disclose that fact and the processes it employs for setting the level and composition of remuneration for directors and senior executives and ensuring that such remuneration is appropriate and not excessive.*

The Company does not comply with this recommendation.

The Company does not presently have a remuneration committee.

The Directors are of the view that given the size of the Company, the relatively small number of directors it is not practical to have a remuneration committee. The Board undertakes this role with the assistance of any external advice which may be required from time to time.

Recommendation 8.2

A listed entity should separately disclose its policies and practices regarding the remuneration of non-executive directors and the remuneration of executive directors and other senior executives.

The Company complies with this recommendation.

The Company has separate policies relating to the remuneration of non-executive directors as opposed to senior executives.

These policies provide a basis for distinguishing the type of remuneration which is suitable for the two classes.

Recommendation 8.3

A listed entity which has an equity-based remuneration scheme should:

- (a) have a policy on whether participants are permitted to enter into transaction (whether through the use of derivatives or otherwise) which limit the economic risk of participating in the scheme; and*
- (b) disclose that policy or a summary of it.*

The Company complies with this recommendation.

The Company has a Securities Trading Policy which, among other things, sets out the Company's policy on trading the Company's securities. A copy of this policy is on the Company's website.